

ALABAMA

HOME HEALTH STATISTICS FOR ALABAMA

**Number of Medicare
Home Health
Beneficiaries**

65,085

**Number of
Home Health
Jobs**

12,953

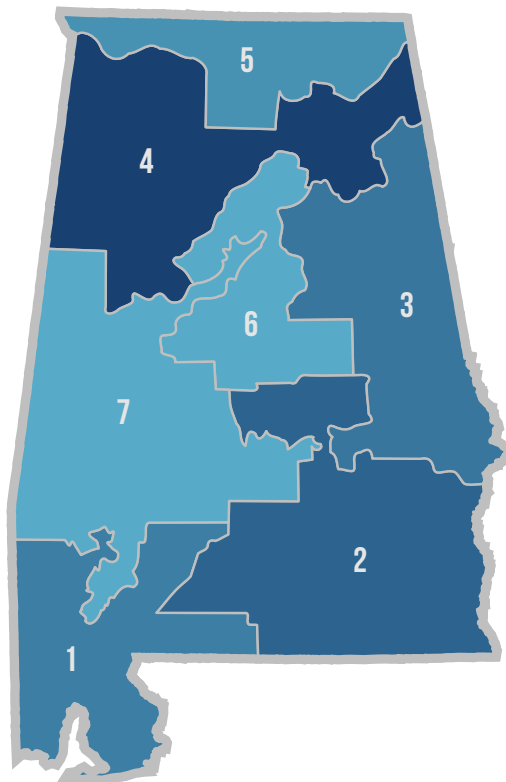
**Annual Economic
Labor Impact of
Home Health**

\$922,833,151

**Number of
Partnership
Locations**

62

PARTNERSHIP HOME HEALTH AGENCIES PER CONGRESSIONAL DISTRICT



DISTRICT 1
9 LOCATIONS

DISTRICT 2
12 LOCATIONS

DISTRICT 3
10 LOCATIONS

DISTRICT 4
16 LOCATIONS

DISTRICT 5
7 LOCATIONS

DISTRICT 6
4 LOCATIONS

DISTRICT 7
4 LOCATIONS

ARKANSAS

HOME HEALTH STATISTICS FOR ARKANSAS

Partnership for
Quality Home
Healthcare
THERE'S NO PLACE LIKE HOME

**Number of Medicare
Home Health
Beneficiaries**

37,232

**Number of
Home Health
Jobs**

6,947

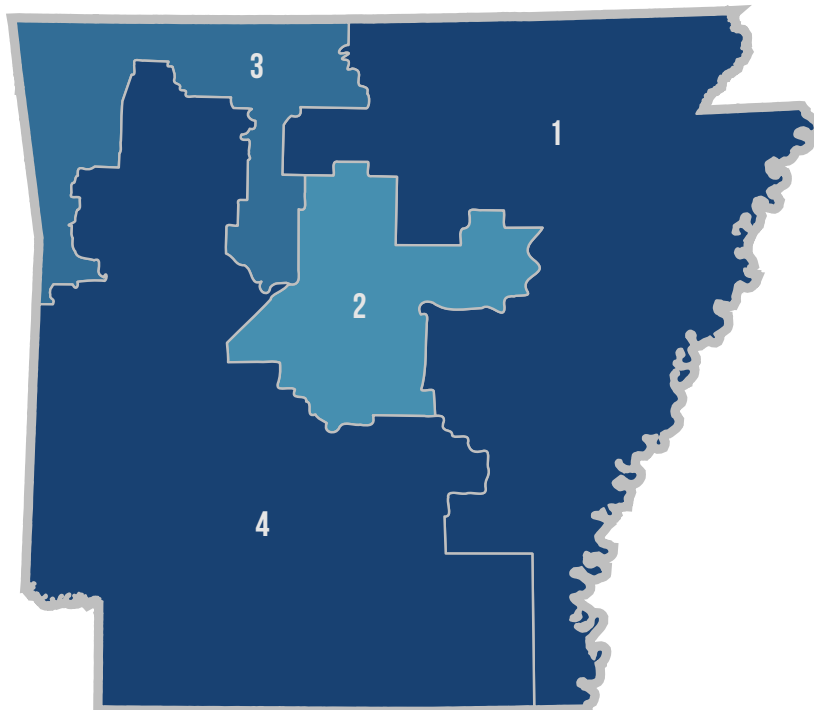
**Annual Economic
Labor Impact of
Home Health**

\$366,247,929

**Number of
Partnership
Locations**

41

PARTNERSHIP HOME HEALTH AGENCIES PER CONGRESSIONAL DISTRICT



DISTRICT 1
13 LOCATIONS

DISTRICT 2
6 LOCATIONS

DISTRICT 3
9 LOCATIONS

DISTRICT 4
13 LOCATIONS

ARIZONA

HOME HEALTH STATISTICS FOR ARIZONA

Partnership for
Quality Home
Healthcare
THERE'S NO PLACE LIKE HOME

**Number of Medicare
Home Health
Beneficiaries**

47,153

**Number of
Home Health
Jobs**

25,072

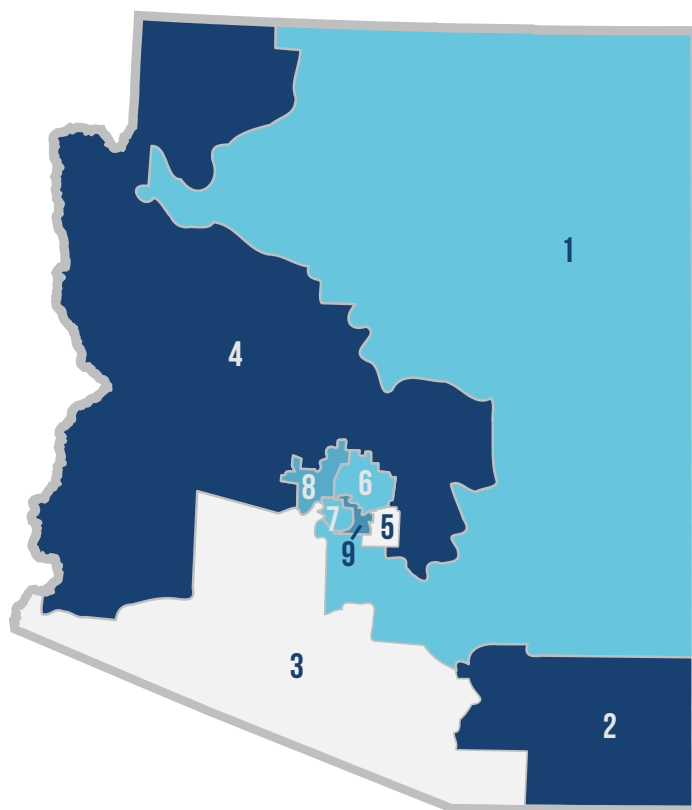
**Annual Economic
Labor Impact of
Home Health**

\$1,247,560,565

**Number of
Partnership
Locations**

20

PARTNERSHIP HOME HEALTH AGENCIES PER CONGRESSIONAL DISTRICT



DISTRICT 1
1 LOCATION

DISTRICT 2
6 LOCATIONS

DISTRICT 4
6 LOCATIONS

DISTRICT 6
1 LOCATION

DISTRICT 7
1 LOCATION

DISTRICT 8
2 LOCATIONS

DISTRICT 9
3 LOCATIONS

CALIFORNIA

HOME HEALTH STATISTICS FOR CALIFORNIA

Partnership for
Quality Home
Healthcare
THERE'S NO PLACE LIKE HOME

**Number of Medicare
Home Health
Beneficiaries**

339,232

**Number of
Home Health
Jobs**

95,352

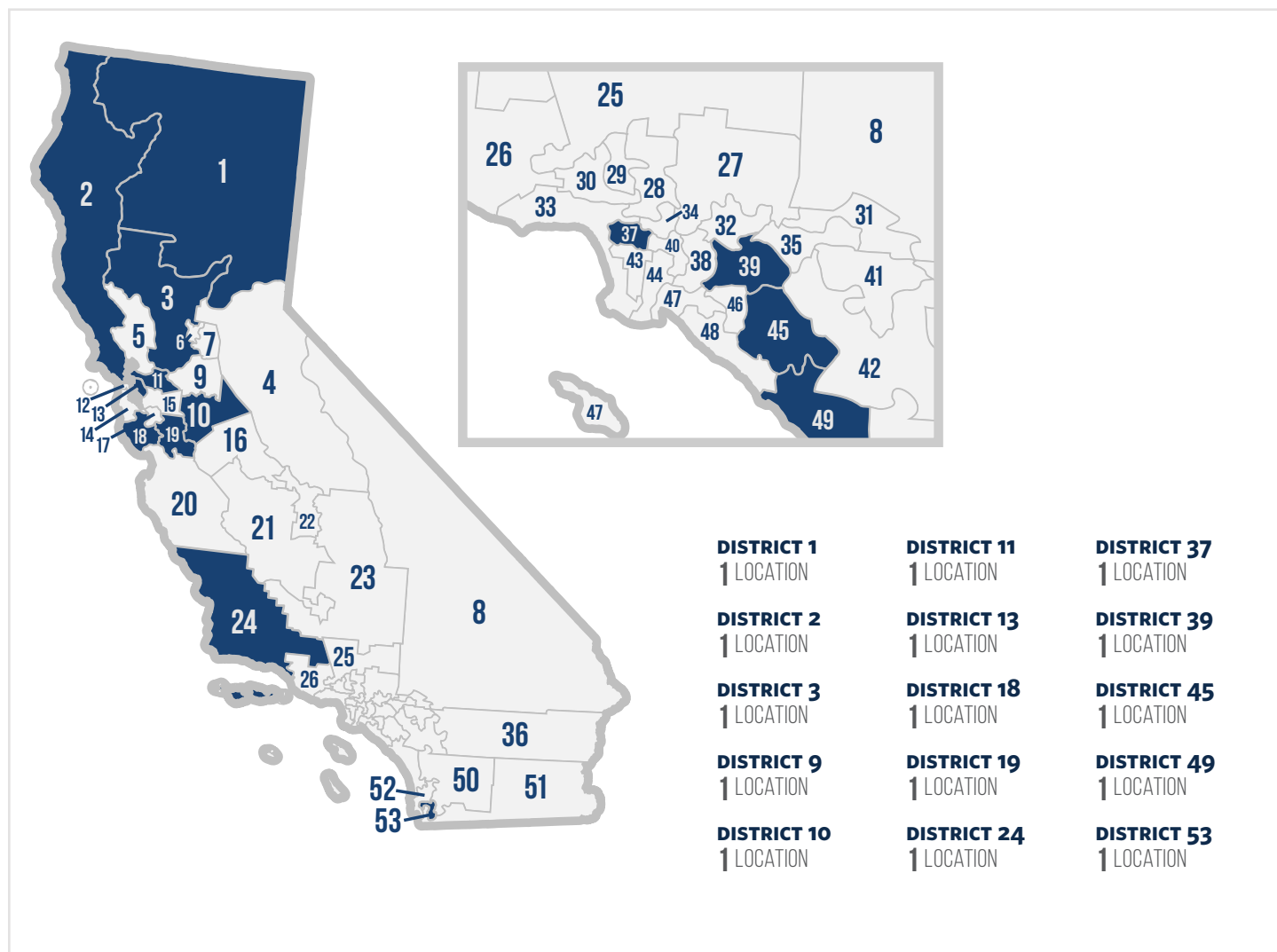
**Annual Economic
Labor Impact of
Home Health**

\$6,401,200,326

**Number of
Partnership
Locations**

15

PARTNERSHIP HOME HEALTH AGENCIES PER CONGRESSIONAL DISTRICT



SOURCE: Alliance for Home Health Quality & Innovation Home Health Chartbook 2020: Avalere Health, September 2020

WWW.PQHH.ORG

COLORADO

HOME HEALTH STATISTICS FOR COLORADO

Partnership for
Quality Home
Healthcare
THERE'S NO PLACE LIKE HOME

**Number of Medicare
Home Health
Beneficiaries**

34,123

**Number of
Home Health
Jobs**

21,081

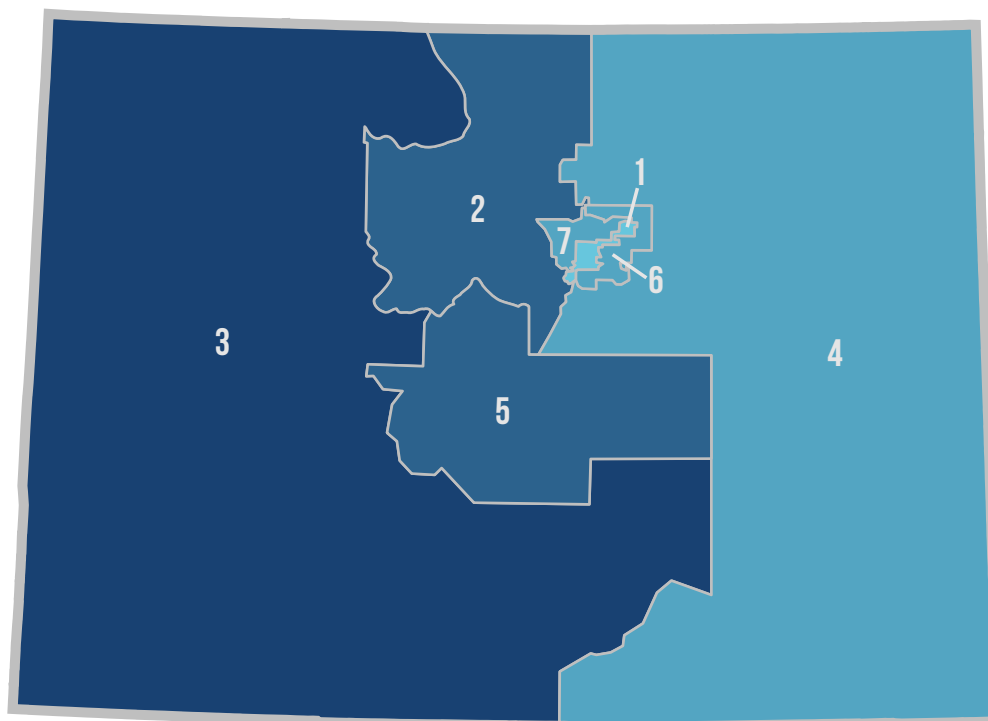
**Annual Economic
Labor Impact of
Home Health**

\$1,319,738,110

**Number of
Partnership
Locations**

20

PARTNERSHIP HOME HEALTH AGENCIES PER CONGRESSIONAL DISTRICT



DISTRICT 1
1 LOCATION

DISTRICT 2
4 LOCATIONS

DISTRICT 3
5 LOCATIONS

DISTRICT 4
2 LOCATIONS

DISTRICT 5
4 LOCATIONS

DISTRICT 6
2 LOCATIONS

DISTRICT 7
2 LOCATIONS

CONNECTICUT

HOME HEALTH STATISTICS FOR CONNECTICUT

Partnership for
Quality Home
Healthcare
THERE'S NO PLACE LIKE HOME

**Number of Medicare
Home Health
Beneficiaries**

44,929

**Number of
Home Health
Jobs**

14,867

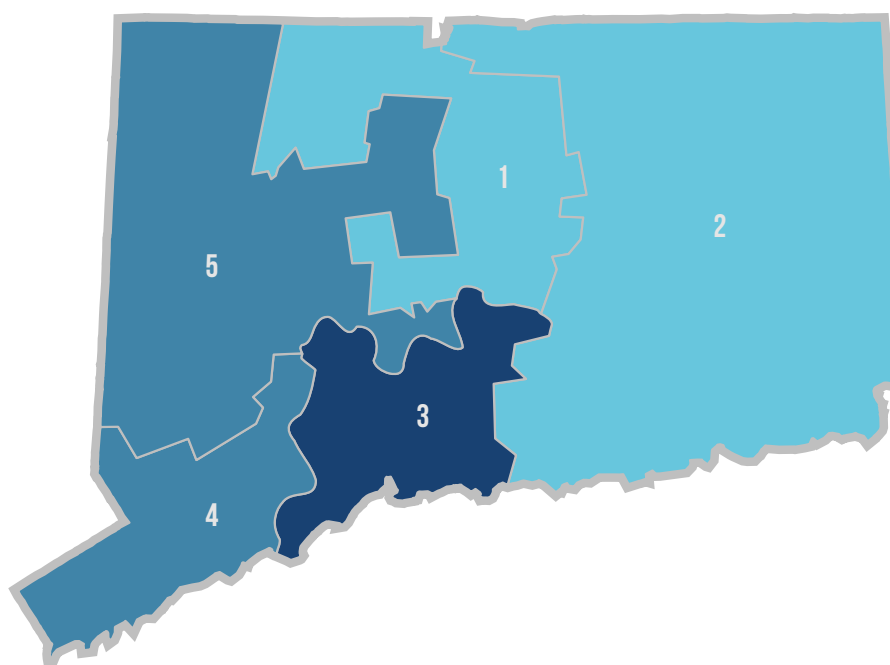
**Annual Economic
Labor Impact of
Home Health**

\$1,013,118,172

**Number of
Partnership
Locations**

9

PARTNERSHIP HOME HEALTH AGENCIES PER CONGRESSIONAL DISTRICT



DISTRICT 1
1 LOCATION

DISTRICT 2
1 LOCATION

DISTRICT 3
3 LOCATIONS

DISTRICT 4
2 LOCATIONS

DISTRICT 5
2 LOCATIONS

WASHINGTON DC

HOME HEALTH STATISTICS FOR WASHINGTON DC

Partnership for
Quality Home
Healthcare
THERE'S NO PLACE LIKE HOME

**Number of Medicare
Home Health
Beneficiaries**

4,736

**Number of
Home Health
Jobs**

7,367

**Annual Economic
Labor Impact of
Home Health**

\$244,491,551

**Number of
Partnership
Locations**

1

PARTNERSHIP HOME HEALTH AGENCIES PER CONGRESSIONAL DISTRICT



1
LOCATION

DELAWARE

HOME HEALTH STATISTICS FOR DELAWARE

Partnership for
Quality Home
Healthcare
THERE'S NO PLACE LIKE HOME

**Number of Medicare
Home Health
Beneficiaries**

14,707

**Number of
Home Health
Jobs**

4,322

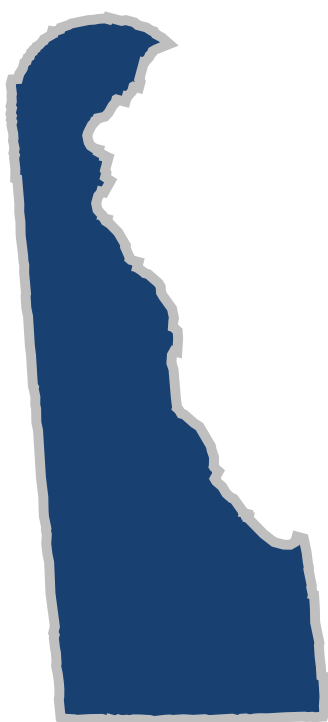
**Annual Economic
Labor Impact of
Home Health**

\$244,594,685

**Number of
Partnership
Locations**

3

PARTNERSHIP HOME HEALTH AGENCIES PER CONGRESSIONAL DISTRICT



3
LOCATIONS

FLORIDA

HOME HEALTH STATISTICS FOR FLORIDA

Partnership for
Quality Home
Healthcare
THERE'S NO PLACE LIKE HOME

**Number of Medicare
Home Health
Beneficiaries**

301,430

**Number of
Home Health
Jobs**

79,513

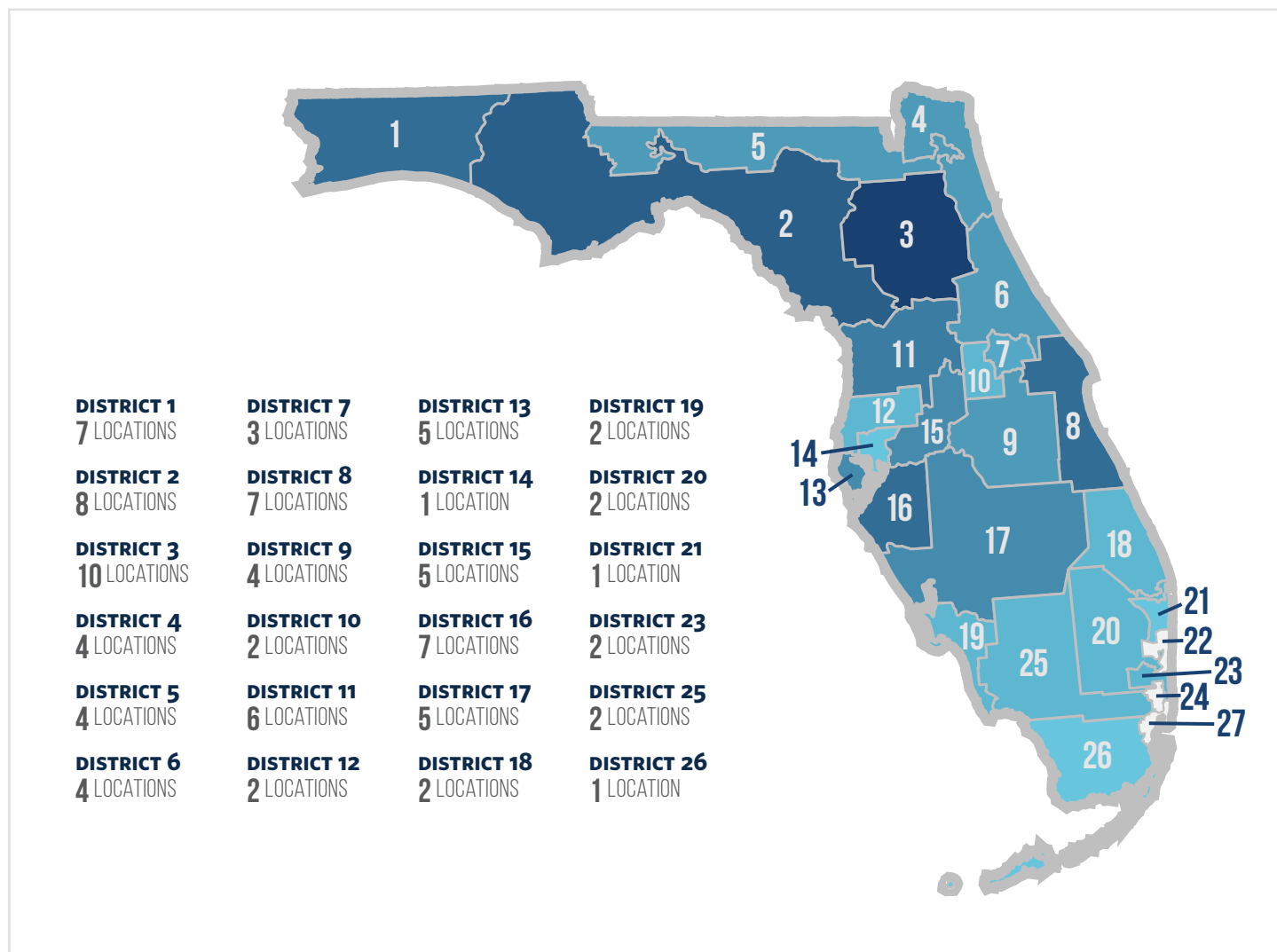
**Annual Economic
Labor Impact of
Home Health**

\$5,137,194,980

**Number of
Partnership
Locations**

96

PARTNERSHIP HOME HEALTH AGENCIES PER CONGRESSIONAL DISTRICT



SOURCE: Alliance for Home Health Quality & Innovation Home Health Chartbook 2020: Avalere Health, September 2020

WWW.PQHH.ORG

GEORGIA

HOME HEALTH STATISTICS FOR GEORGIA

Partnership for
Quality Home
Healthcare
THERE'S NO PLACE LIKE HOME

**Number of Medicare
Home Health
Beneficiaries**

83,893

**Number of
Home Health
Jobs**

27,918

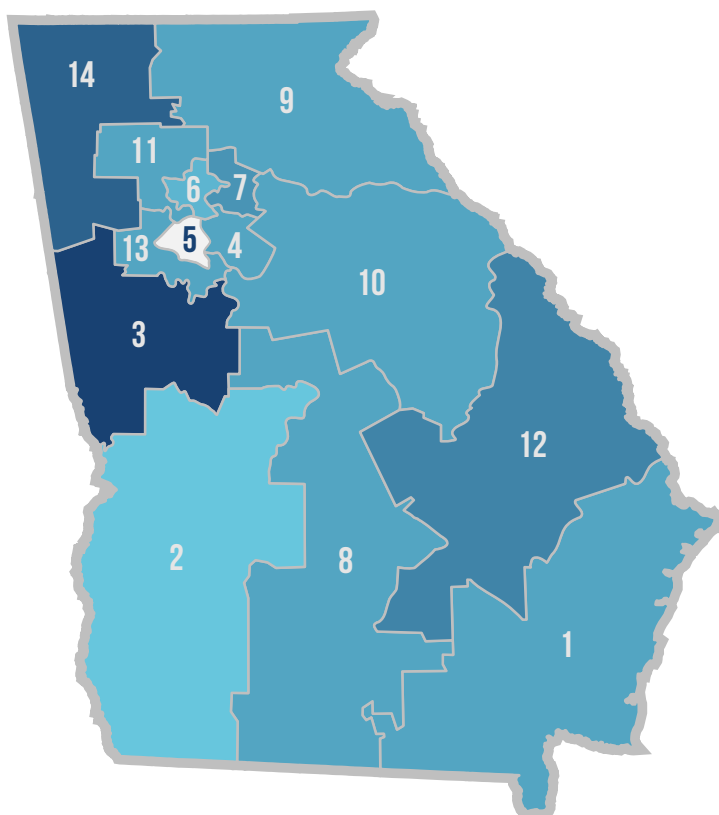
**Annual Economic
Labor Impact of
Home Health**

\$1,636,526,549

**Number of
Partnership
Locations**

49

PARTNERSHIP HOME HEALTH AGENCIES PER CONGRESSIONAL DISTRICT



DISTRICT 1
3 LOCATIONS

DISTRICT 2
1 LOCATION

DISTRICT 3
9 LOCATIONS

DISTRICT 4
3 LOCATIONS

DISTRICT 6
2 LOCATIONS

DISTRICT 7
4 LOCATIONS

DISTRICT 8
3 LOCATIONS

DISTRICT 9
3 LOCATIONS

DISTRICT 10
3 LOCATIONS

DISTRICT 11
3 LOCATIONS

DISTRICT 12
5 LOCATIONS

DISTRICT 13
3 LOCATIONS

DISTRICT 14
7 LOCATIONS

HAWAII

HOME HEALTH STATISTICS FOR HAWAII

Partnership for
Quality Home
Healthcare
THERE'S NO PLACE LIKE HOME

**Number of Medicare
Home Health
Beneficiaries**

4,054

**Number of
Home Health
Jobs**

4,630

**Annual Economic
Labor Impact of
Home Health**

\$233,043,614

**Number of
Partnership
Locations**

3

PARTNERSHIP HOME HEALTH AGENCIES PER CONGRESSIONAL DISTRICT



IOWA

HOME HEALTH STATISTICS FOR IOWA

**Number of Medicare
Home Health
Beneficiaries**

23,400

**Number of
Home Health
Jobs**

6,957

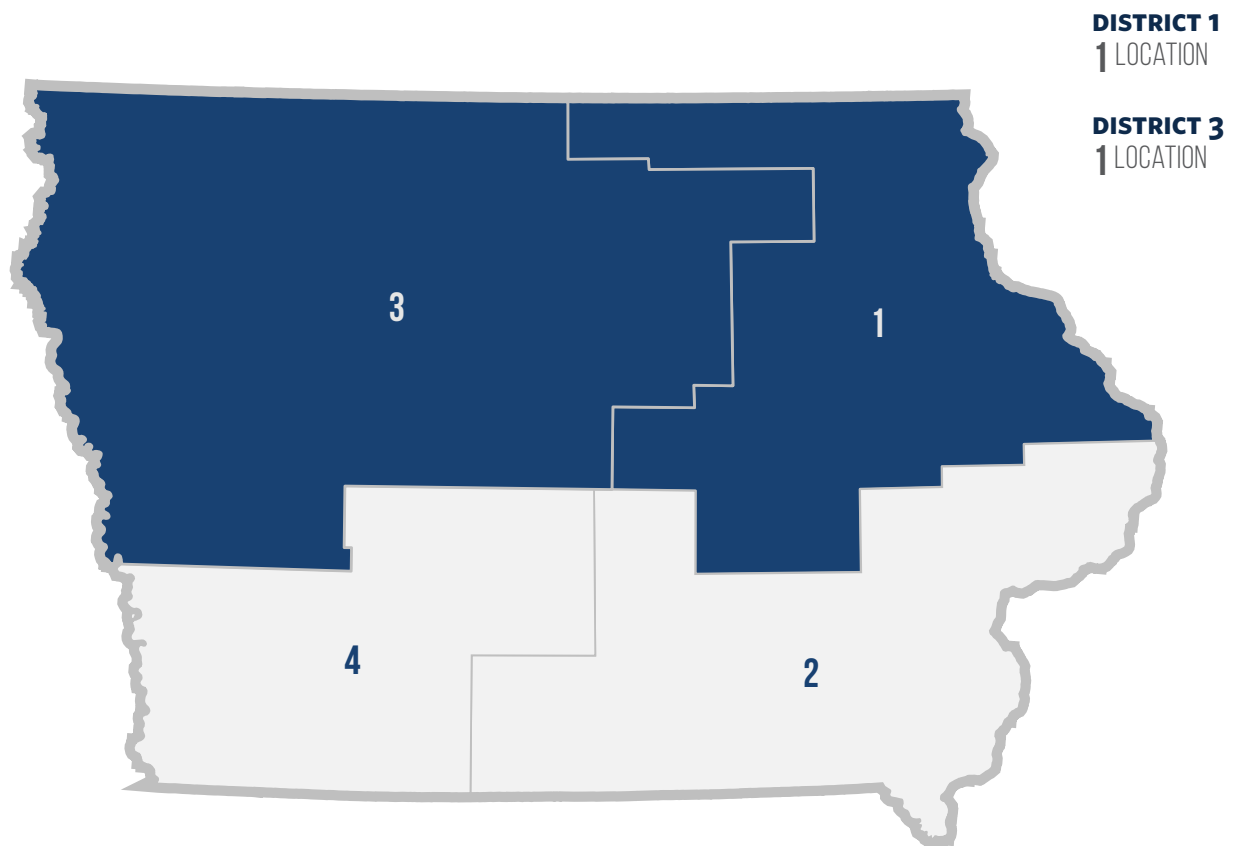
**Annual Economic
Labor Impact of
Home Health**

\$395,785,068

**Number of
Partnership
Locations**

2

PARTNERSHIP HOME HEALTH AGENCIES PER CONGRESSIONAL DISTRICT



IDAHO

HOME HEALTH STATISTICS FOR IDAHO

**Number of Medicare
Home Health
Beneficiaries**

15,143

**Number of
Home Health
Jobs**

10,218

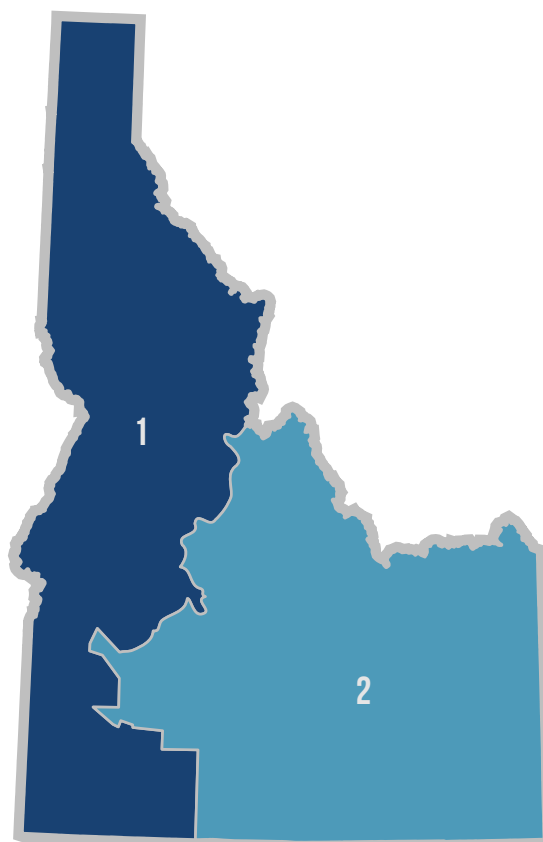
**Annual Economic
Labor Impact of
Home Health**

\$346,834,979

**Number of
Partnership
Locations**

6

PARTNERSHIP HOME HEALTH AGENCIES PER CONGRESSIONAL DISTRICT



DISTRICT 1
4 LOCATIONS

DISTRICT 2
2 LOCATIONS

ILLINOIS

HOME HEALTH STATISTICS FOR ILLINOIS

**Number of Medicare
Home Health
Beneficiaries**

151,357

**Number of
Home Health
Jobs**

44,810

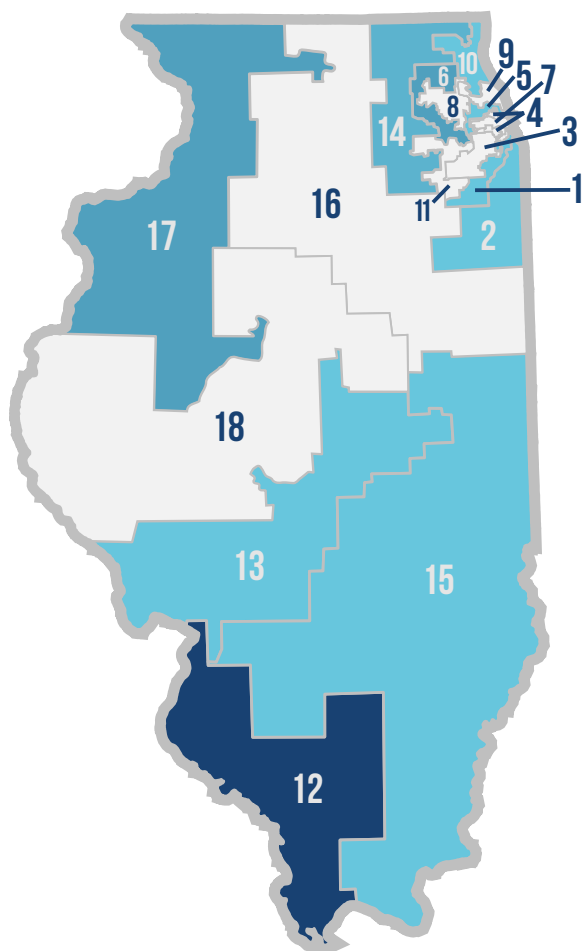
**Annual Economic
Labor Impact of
Home Health**

\$2,398,653,026

**Number of
Partnership
Locations**

22

PARTNERSHIP HOME HEALTH AGENCIES PER CONGRESSIONAL DISTRICT



DISTRICT 1
1 LOCATION

DISTRICT 2
1 LOCATION

DISTRICT 5
1 LOCATION

DISTRICT 6
3 LOCATIONS

DISTRICT 10
1 LOCATION

DISTRICT 12
8 LOCATIONS

DISTRICT 13
1 LOCATION

DISTRICT 14
2 LOCATIONS

DISTRICT 15
1 LOCATION

DISTRICT 17
3 LOCATIONS

INDIANA

HOME HEALTH STATISTICS FOR INDIANA

**Number of Medicare
Home Health
Beneficiaries**

59,381

**Number of
Home Health
Jobs**

21,660

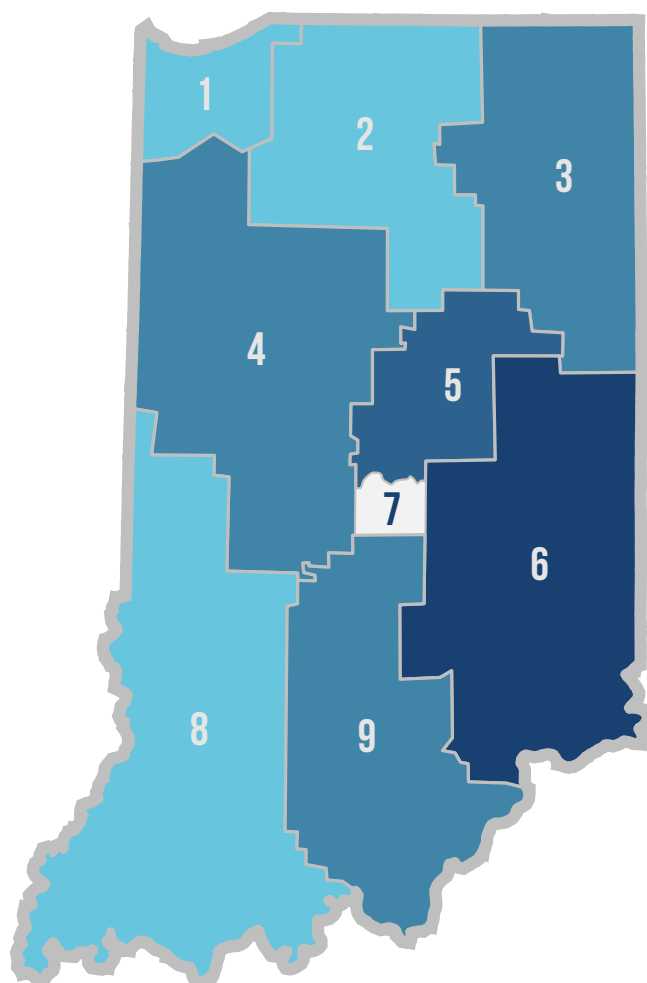
**Annual Economic
Labor Impact of
Home Health**

\$1,120,926,445

**Number of
Partnership
Locations**

21

PARTNERSHIP HOME HEALTH AGENCIES PER CONGRESSIONAL DISTRICT



DISTRICT 1
1 LOCATION

DISTRICT 2
1 LOCATION

DISTRICT 3
3 LOCATIONS

DISTRICT 4
3 LOCATIONS

DISTRICT 5
4 LOCATIONS

DISTRICT 6
5 LOCATIONS

DISTRICT 8
1 LOCATION

DISTRICT 9
3 LOCATIONS

KANSAS

HOME HEALTH STATISTICS FOR KANSAS

**Number of Medicare
Home Health
Beneficiaries**

29,164

**Number of
Home Health
Jobs**

7,875

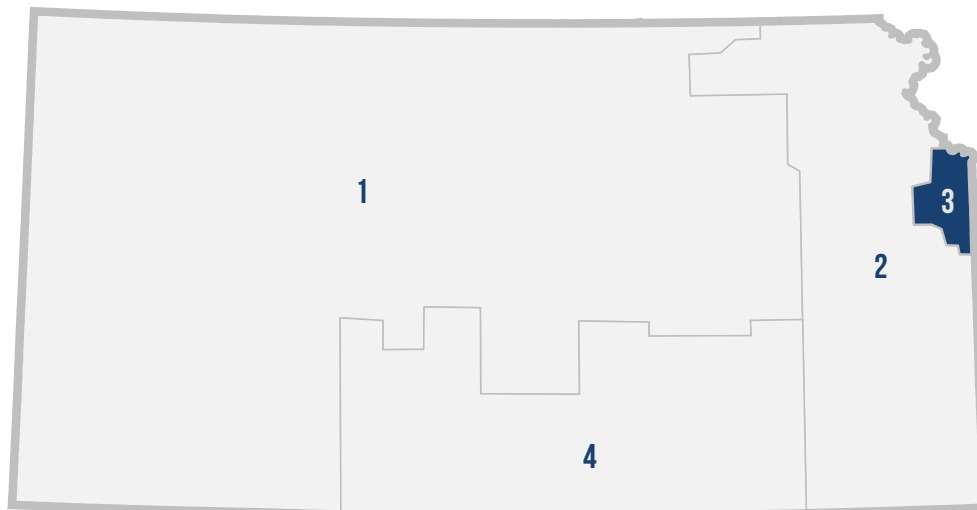
**Annual Economic
Labor Impact of
Home Health**

\$417,337,980

**Number of
Partnership
Locations**

1

PARTNERSHIP HOME HEALTH AGENCIES PER CONGRESSIONAL DISTRICT



DISTRICT 3
1 LOCATION

KENTUCKY

HOME HEALTH STATISTICS FOR KENTUCKY

**Number of Medicare
Home Health
Beneficiaries**

54,874

**Number of
Home Health
Jobs**

8,944

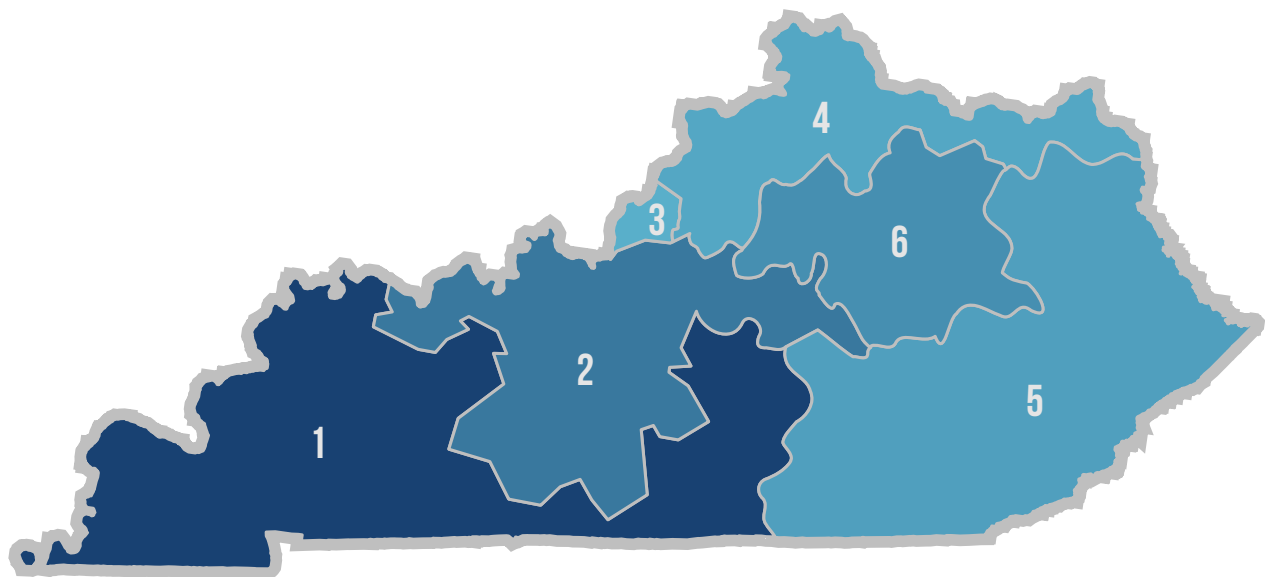
**Annual Economic
Labor Impact of
Home Health**

\$651,350,268

**Number of
Partnership
Locations**

52

PARTNERSHIP HOME HEALTH AGENCIES PER CONGRESSIONAL DISTRICT



DISTRICT 1
18 LOCATIONS

DISTRICT 3
4 LOCATIONS

DISTRICT 5
6 LOCATIONS

DISTRICT 2
11 LOCATIONS

DISTRICT 4
5 LOCATIONS

DISTRICT 6
8 LOCATIONS

LOUISIANA

HOME HEALTH STATISTICS FOR LOUISIANA

Partnership for
Quality Home
Healthcare
THERE'S NO PLACE LIKE HOME

**Number of Medicare
Home Health
Beneficiaries**

59,578

**Number of
Home Health
Jobs**

20,508

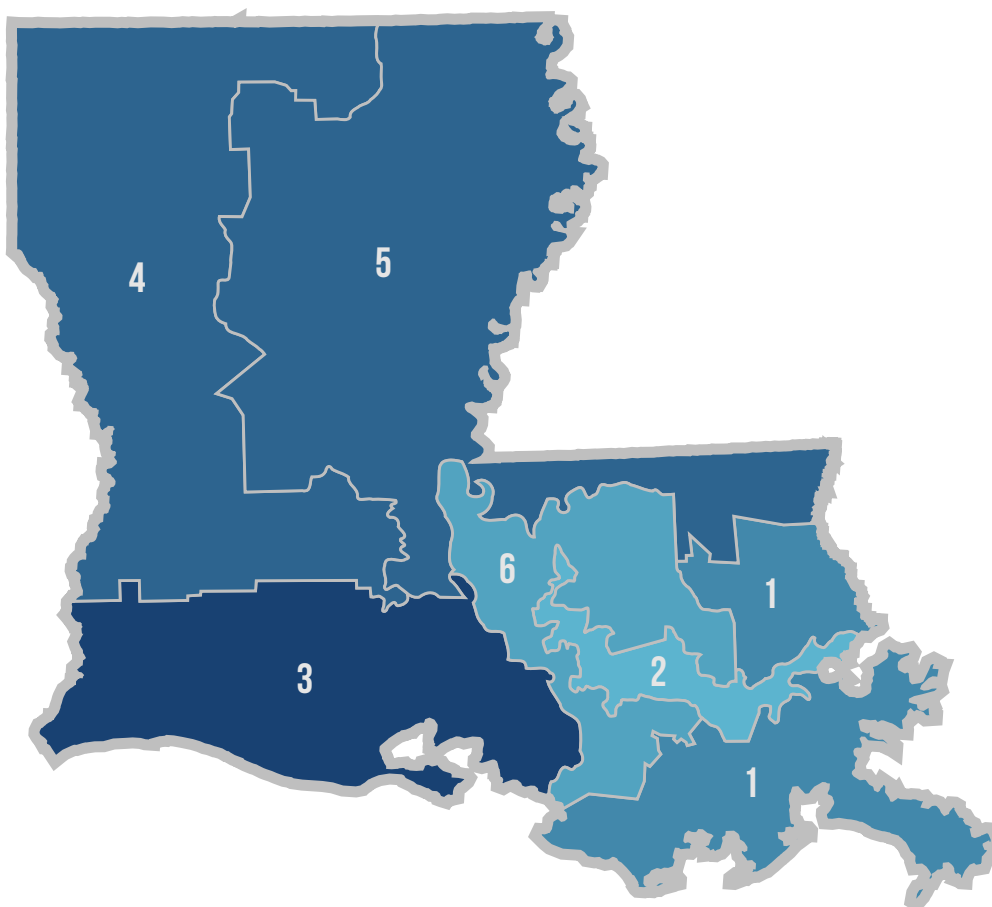
**Annual Economic
Labor Impact of
Home Health**

\$989,292,469

**Number of
Partnership
Locations**

56

PARTNERSHIP HOME HEALTH AGENCIES PER CONGRESSIONAL DISTRICT



DISTRICT 1
8 LOCATIONS

DISTRICT 2
3 LOCATIONS

DISTRICT 3
16 LOCATIONS

DISTRICT 4
12 LOCATIONS

DISTRICT 5
12 LOCATIONS

DISTRICT 6
5 LOCATIONS

MASSACHUSETTS

HOME HEALTH STATISTICS FOR MASSACHUSETTS

Partnership for
Quality Home
Healthcare
THERE'S NO PLACE LIKE HOME

**Number of Medicare
Home Health
Beneficiaries**

111,568

**Number of
Home Health
Jobs**

45,424

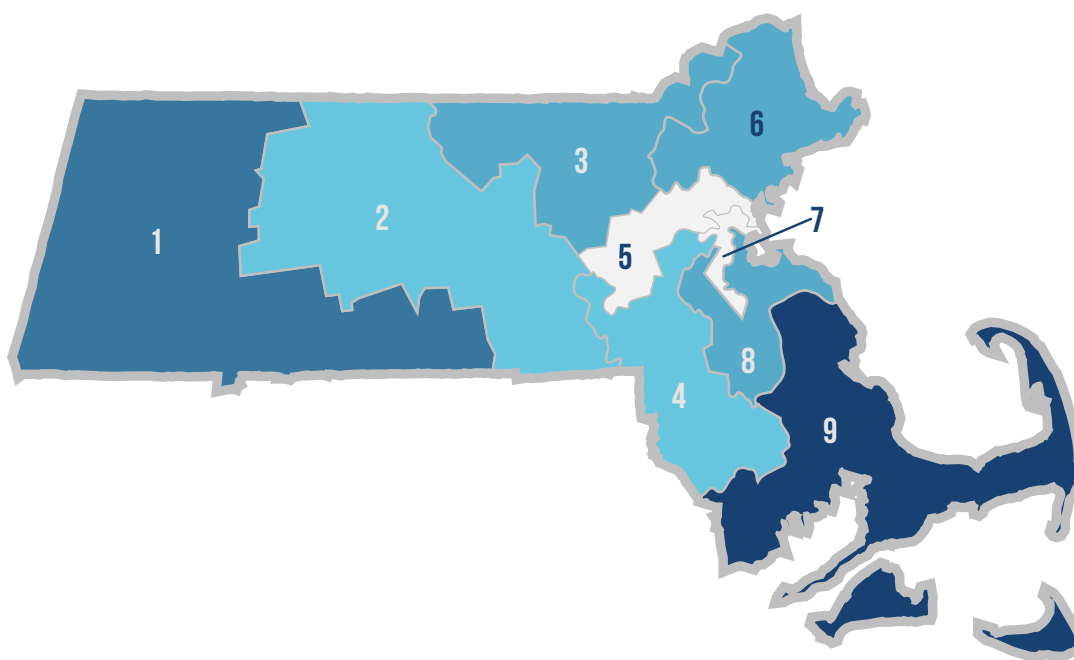
**Annual Economic
Labor Impact of
Home Health**

\$2,808,020,688

**Number of
Partnership
Locations**

18

PARTNERSHIP HOME HEALTH AGENCIES PER CONGRESSIONAL DISTRICT



DISTRICT 1
4 LOCATIONS

DISTRICT 2
1 LOCATION

DISTRICT 3
2 LOCATIONS

DISTRICT 4
1 LOCATION

DISTRICT 6
2 LOCATIONS

DISTRICT 8
2 LOCATIONS

DISTRICT 9
6 LOCATIONS

MARYLAND

HOME HEALTH STATISTICS FOR MARYLAND

Partnership for
Quality Home
Healthcare
THERE'S NO PLACE LIKE HOME

**Number of Medicare
Home Health
Beneficiaries**

69,162

**Number of
Home Health
Jobs**

24,142

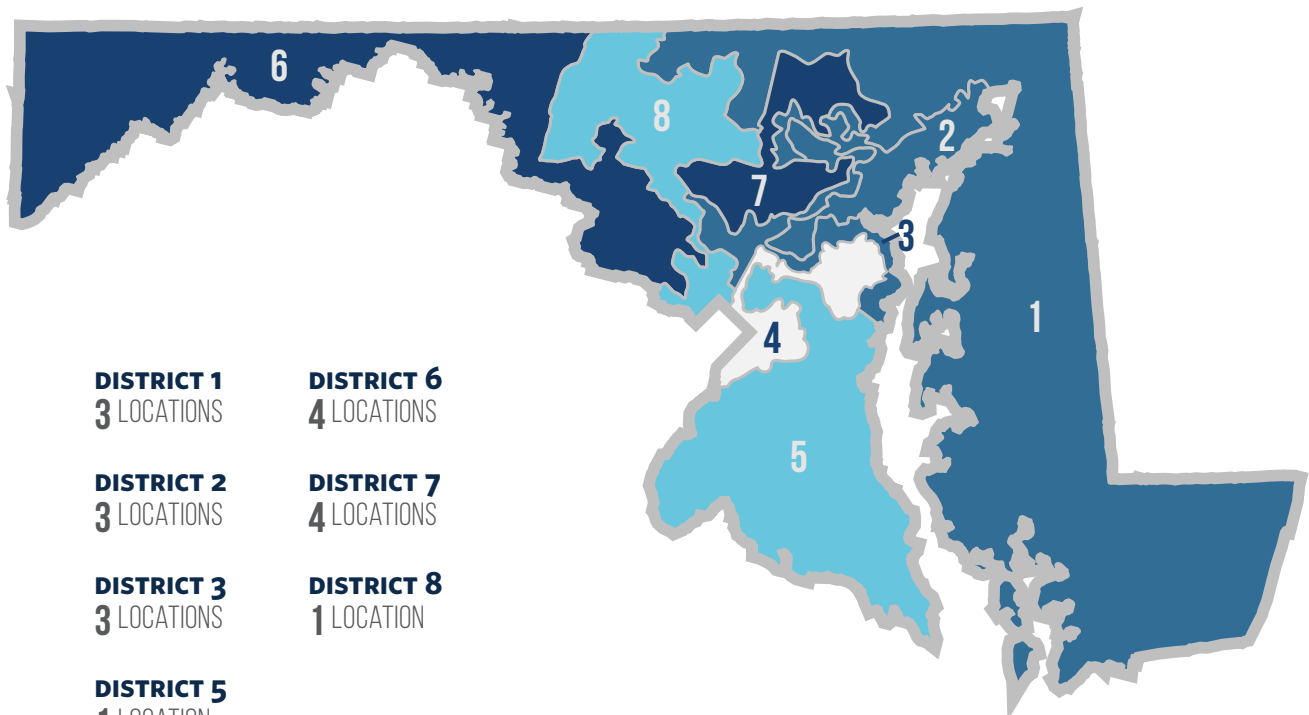
**Annual Economic
Labor Impact of
Home Health**

\$1,353,856,480

**Number of
Partnership
Locations**

19

PARTNERSHIP HOME HEALTH AGENCIES PER CONGRESSIONAL DISTRICT



MAINE

HOME HEALTH STATISTICS FOR MAINE

**Number of Medicare
Home Health
Beneficiaries**

18,293

**Number of
Home Health
Jobs**

4,386

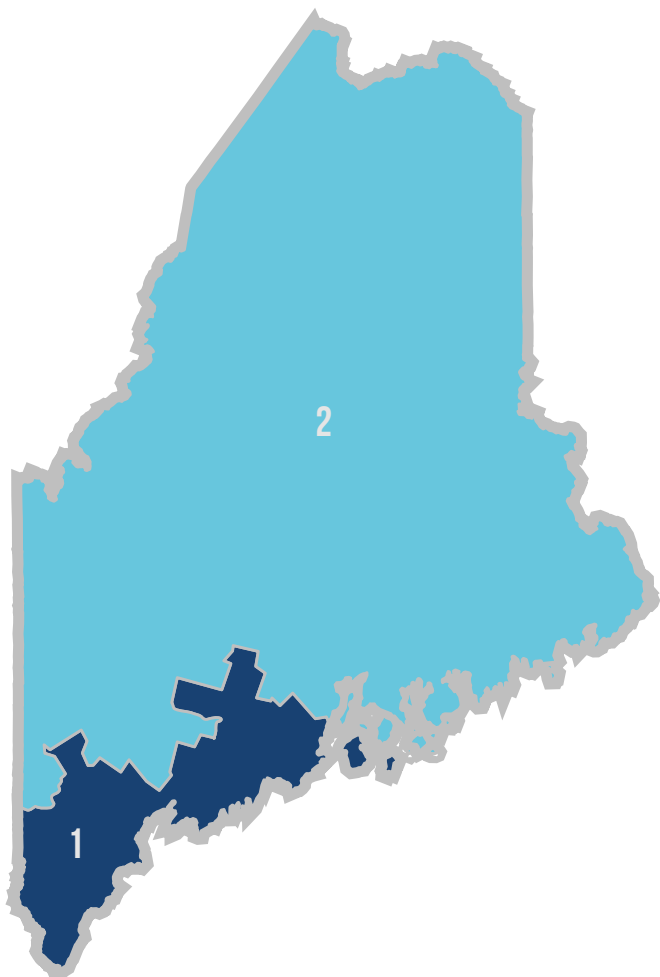
**Annual Economic
Labor Impact of
Home Health**

\$256,951,867

**Number of
Partnership
Locations**

3

PARTNERSHIP HOME HEALTH AGENCIES PER CONGRESSIONAL DISTRICT



DISTRICT 1
2 LOCATIONS

DISTRICT 2
1 LOCATION

MICHIGAN

HOME HEALTH STATISTICS FOR MICHIGAN

Partnership for
Quality Home
Healthcare
THERE'S NO PLACE LIKE HOME

**Number of Medicare
Home Health
Beneficiaries**

116,512

**Number of
Home Health
Jobs**

39,162

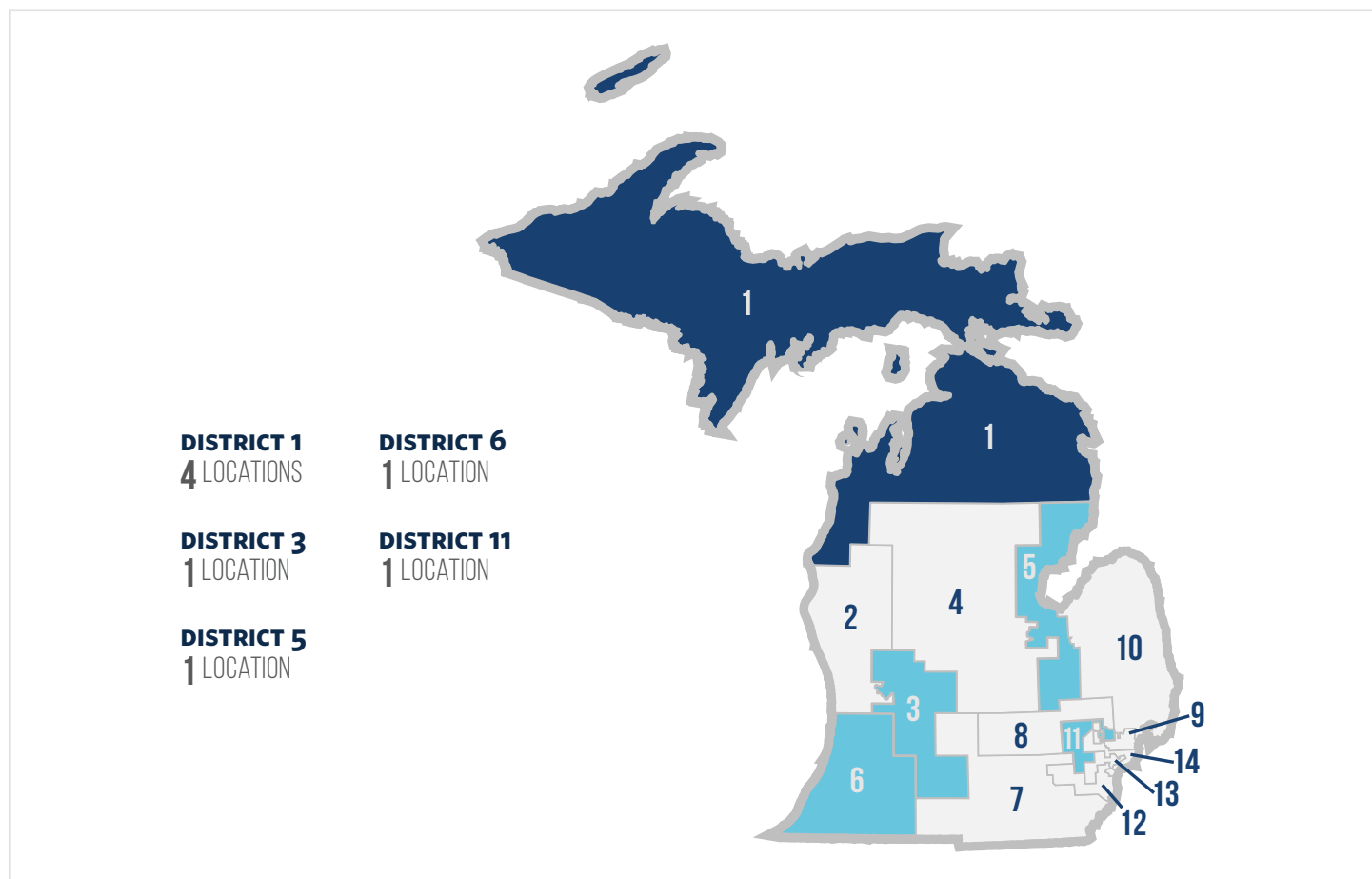
**Annual Economic
Labor Impact of
Home Health**

\$2,228,493,089

**Number of
Partnership
Locations**

8

PARTNERSHIP HOME HEALTH AGENCIES PER CONGRESSIONAL DISTRICT



MINNESOTA

HOME HEALTH STATISTICS FOR MINNESOTA

Partnership for
Quality Home
Healthcare
THERE'S NO PLACE LIKE HOME

**Number of Medicare
Home Health
Beneficiaries**

33,703

**Number of
Home Health
Jobs**

26,020

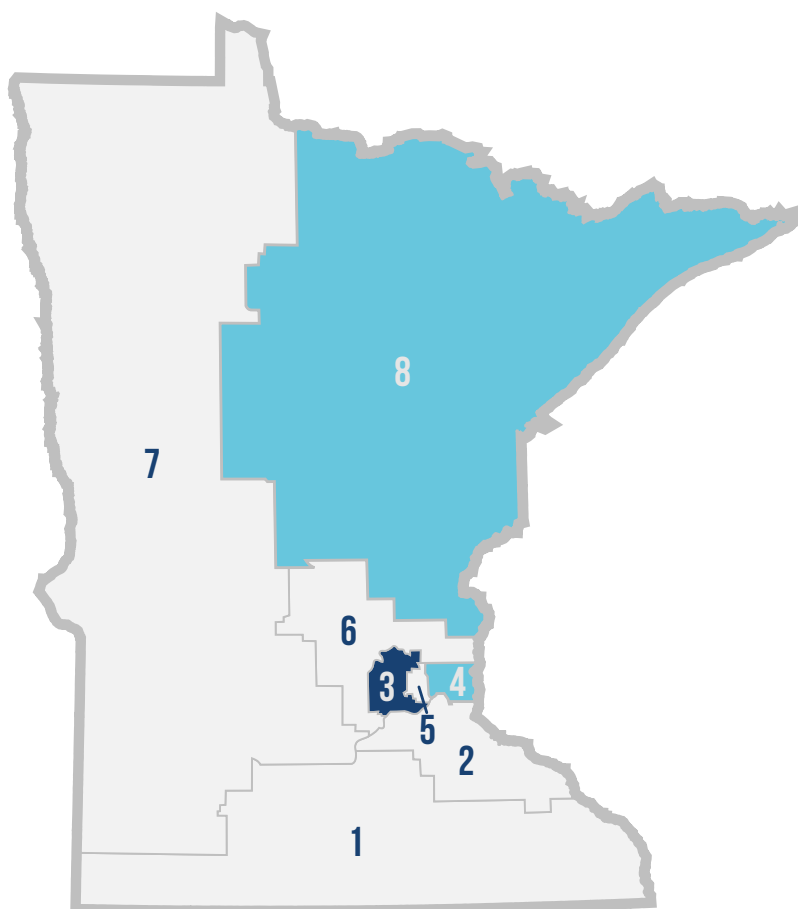
**Annual Economic
Labor Impact of
Home Health**

\$1,264,543,231

**Number of
Partnership
Locations**

4

PARTNERSHIP HOME HEALTH AGENCIES PER CONGRESSIONAL DISTRICT



DISTRICT 3
2 LOCATIONS

DISTRICT 4
1 LOCATION

DISTRICT 8
1 LOCATION

MISSOURI

HOME HEALTH STATISTICS FOR MISSOURI

Partnership for
Quality Home
Healthcare
THERE'S NO PLACE LIKE HOME

**Number of Medicare
Home Health
Beneficiaries**

56,180

**Number of
Home Health
Jobs**

19,376

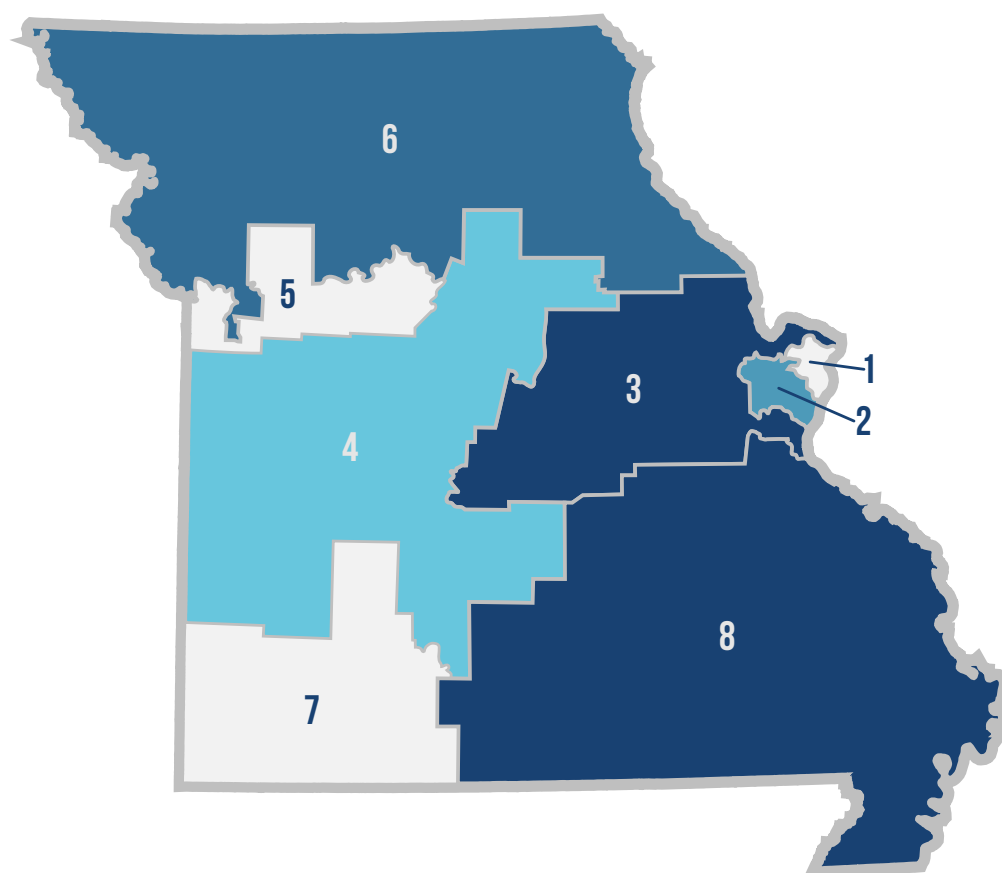
**Annual Economic
Labor Impact of
Home Health**

\$930,413,435

**Number of
Partnership
Locations**

14

PARTNERSHIP HOME HEALTH AGENCIES PER CONGRESSIONAL DISTRICT



SOURCE: Alliance for Home Health Quality & Innovation Home
Health Chartbook 2020: Avalere Health, September 2020

WWW.PQHH.ORG

MISSISSIPPI

HOME HEALTH STATISTICS FOR MISSISSIPPI

Partnership for
Quality Home
Healthcare
THERE'S NO PLACE LIKE HOME

**Number of Medicare
Home Health
Beneficiaries**

56,891

**Number of
Home Health
Jobs**

7,373

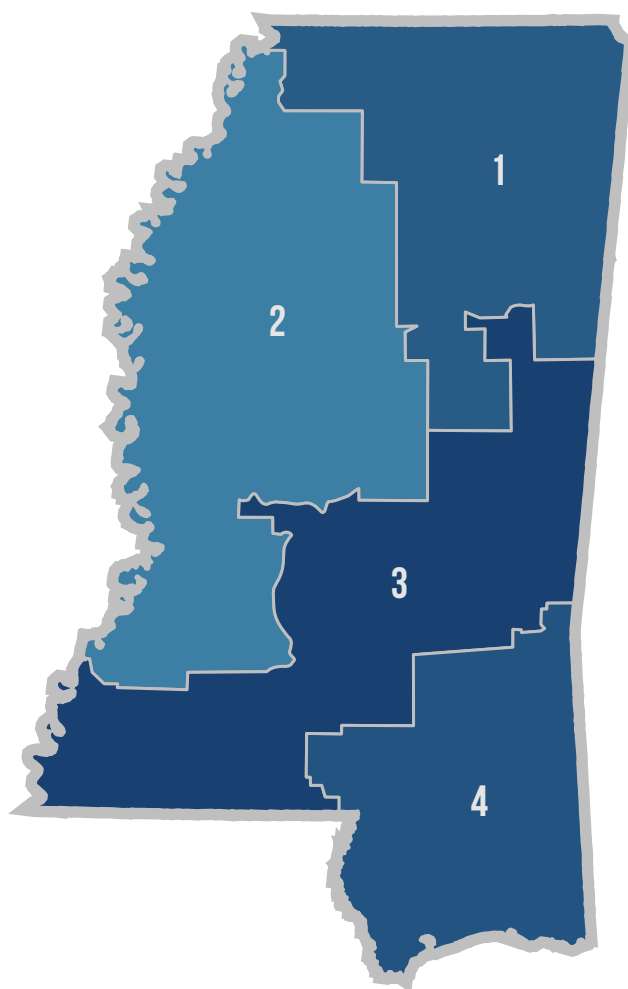
**Annual Economic
Labor Impact of
Home Health**

\$477,311,213

**Number of
Partnership
Locations**

52

PARTNERSHIP HOME HEALTH AGENCIES PER CONGRESSIONAL DISTRICT



DISTRICT 1
13 LOCATIONS

DISTRICT 2
9 LOCATIONS

DISTRICT 3
16 LOCATIONS

DISTRICT 4
14 LOCATIONS

NORTH CAROLINA

HOME HEALTH STATISTICS FOR NORTH CAROLINA

Partnership for
Quality Home
Healthcare
THERE'S NO PLACE LIKE HOME

**Number of Medicare
Home Health
Beneficiaries**

104,718

**Number of
Home Health
Jobs**

42,768

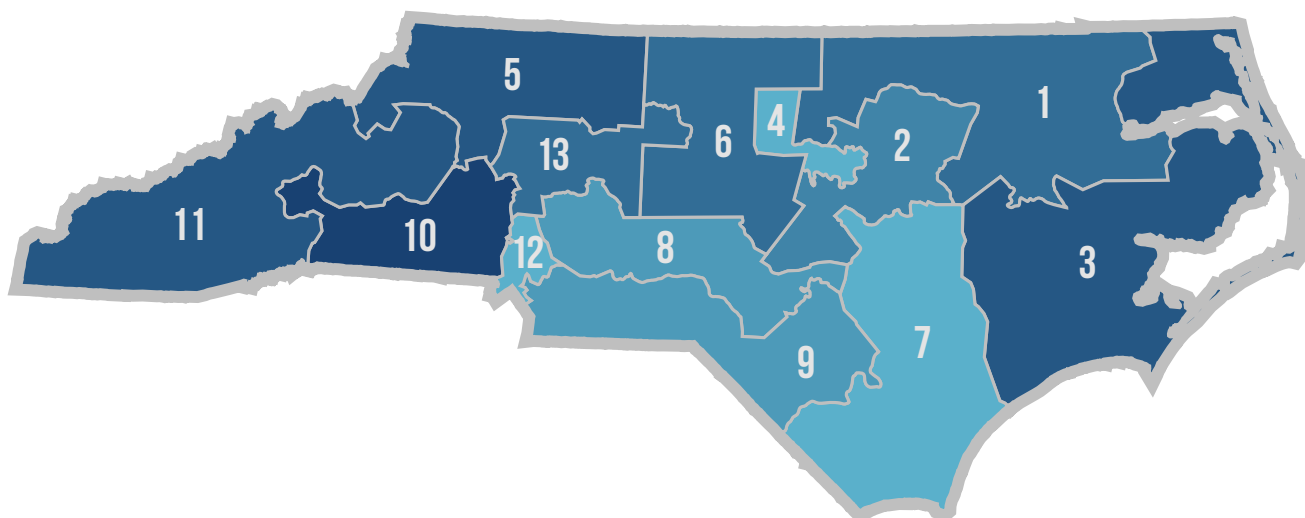
**Annual Economic
Labor Impact of
Home Health**

\$2,056,955,988

**Number of
Partnership
Locations**

56

PARTNERSHIP HOME HEALTH AGENCIES PER CONGRESSIONAL DISTRICT



DISTRICT 1
5 LOCATIONS

DISTRICT 3
6 LOCATIONS

DISTRICT 6
5 LOCATIONS

DISTRICT 9
3 LOCATIONS

DISTRICT 12
2 LOCATIONS

DISTRICT 2
4 LOCATIONS

DISTRICT 4
2 LOCATIONS

DISTRICT 7
2 LOCATIONS

DISTRICT 10
7 LOCATIONS

DISTRICT 13
5 LOCATIONS

DISTRICT 5
6 LOCATIONS

DISTRICT 8
3 LOCATIONS

DISTRICT 11
6 LOCATIONS

NEBRASKA

HOME HEALTH STATISTICS FOR NEBRASKA

Partnership for
Quality Home
Healthcare
THERE'S NO PLACE LIKE HOME

**Number of Medicare
Home Health
Beneficiaries**

16,114

**Number of
Home Health
Jobs**

3,559

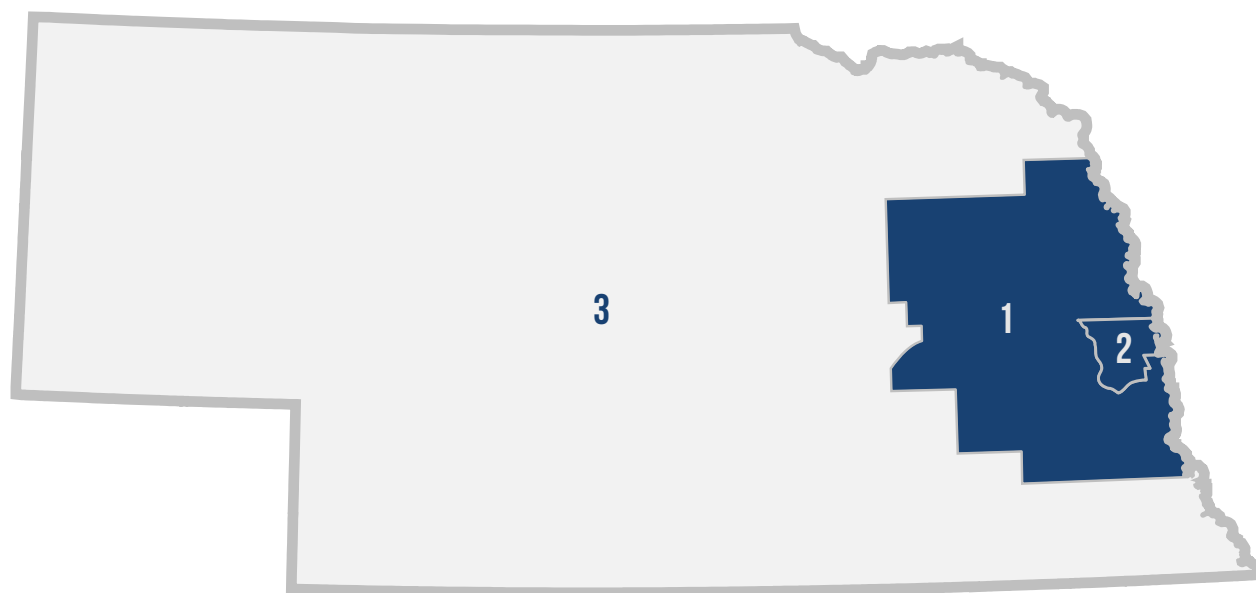
**Annual Economic
Labor Impact of
Home Health**

\$194,100,999

**Number of
Partnership
Locations**

2

PARTNERSHIP HOME HEALTH AGENCIES PER CONGRESSIONAL DISTRICT



DISTRICT 1
1 LOCATION

DISTRICT 2
1 LOCATION

NEW HAMPSHIRE

HOME HEALTH STATISTICS FOR NEW HAMPSHIRE

Partnership for
Quality Home
Healthcare
THERE'S NO PLACE LIKE HOME

**Number of Medicare
Home Health
Beneficiaries**

21,728

**Number of
Home Health
Jobs**

4,051

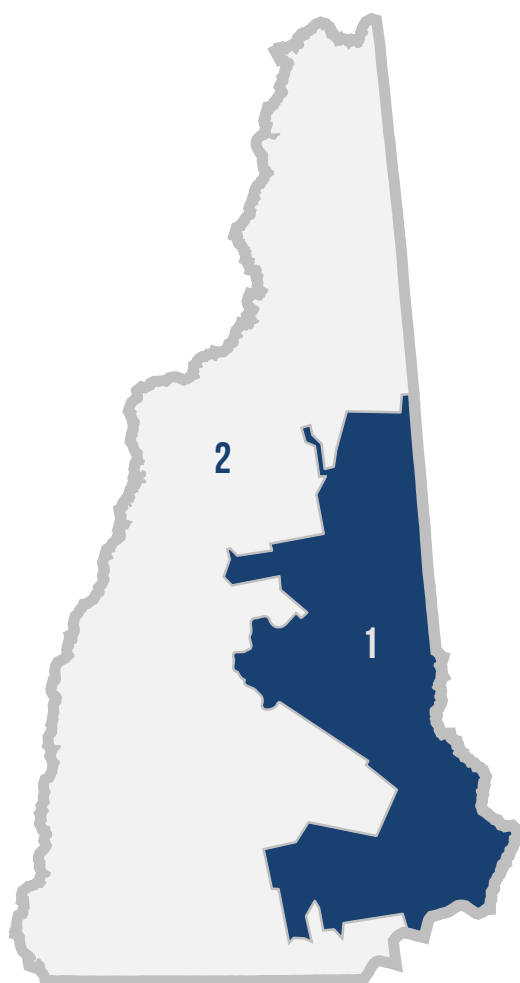
**Annual Economic
Labor Impact of
Home Health**

\$272,477,985

**Number of
Partnership
Locations**

1

PARTNERSHIP HOME HEALTH AGENCIES PER CONGRESSIONAL DISTRICT



DISTRICT 1
1 LOCATION

NEW JERSEY

HOME HEALTH STATISTICS FOR NEW JERSEY

**Number of Medicare
Home Health
Beneficiaries**

85,858

**Number of
Home Health
Jobs**

49,445

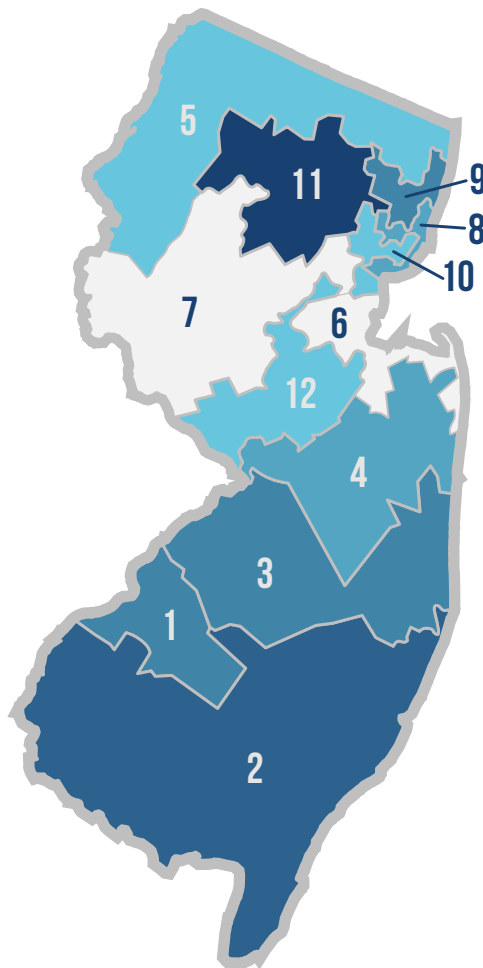
**Annual Economic
Labor Impact of
Home Health**

\$2,570,779,139

**Number of
Partnership
Locations**

25

PARTNERSHIP HOME HEALTH AGENCIES PER CONGRESSIONAL DISTRICT



DISTRICT 1
3 LOCATIONS

DISTRICT 8
2 LOCATIONS

DISTRICT 2
4 LOCATIONS

DISTRICT 9
3 LOCATIONS

DISTRICT 3
3 LOCATIONS

DISTRICT 10
1 LOCATION

DISTRICT 4
2 LOCATIONS

DISTRICT 11
5 LOCATIONS

DISTRICT 5
1 LOCATION

DISTRICT 12
1 LOCATION

NEW MEXICO

HOME HEALTH STATISTICS FOR NEW MEXICO

Partnership for
Quality Home
Healthcare
THERE'S NO PLACE LIKE HOME

**Number of Medicare
Home Health
Beneficiaries**

17,589

**Number of
Home Health
Jobs**

13,763

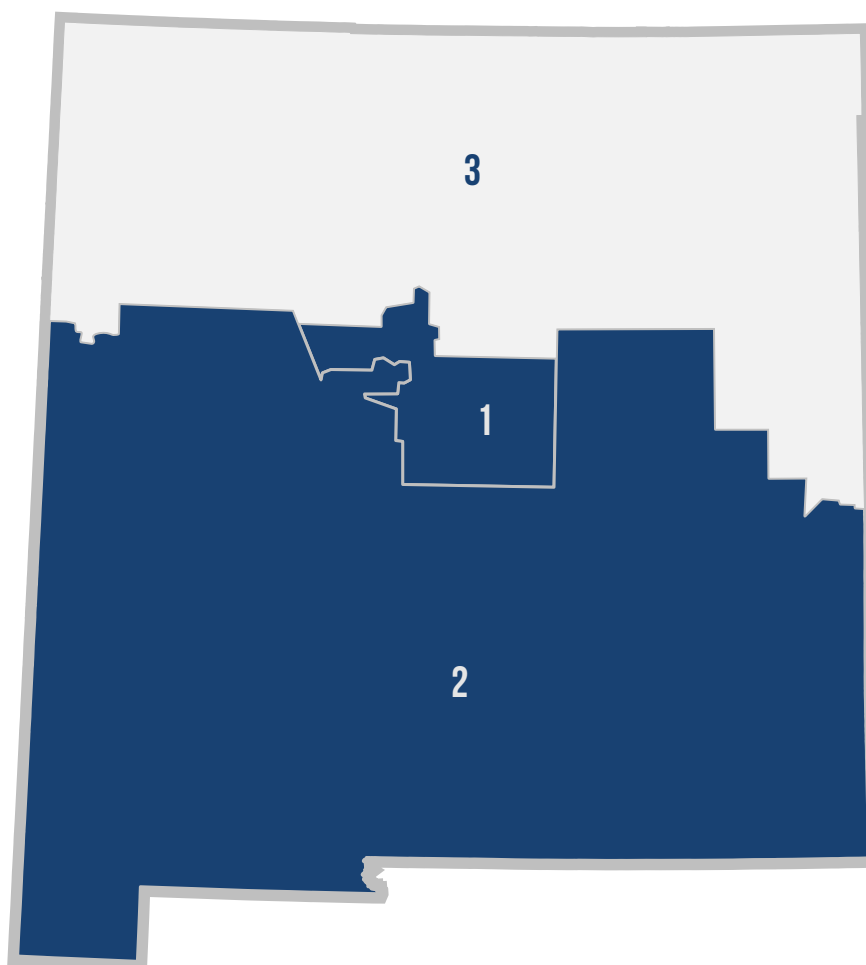
**Annual Economic
Labor Impact of
Home Health**

\$408,867,583

**Number of
Partnership
Locations**

2

PARTNERSHIP HOME HEALTH AGENCIES PER CONGRESSIONAL DISTRICT



DISTRICT 1
1 LOCATION

DISTRICT 2
1 LOCATION

NEVADA

HOME HEALTH STATISTICS FOR NEVADA

**Number of Medicare
Home Health
Beneficiaries**

30,979

**Number of
Home Health
Jobs**

5,766

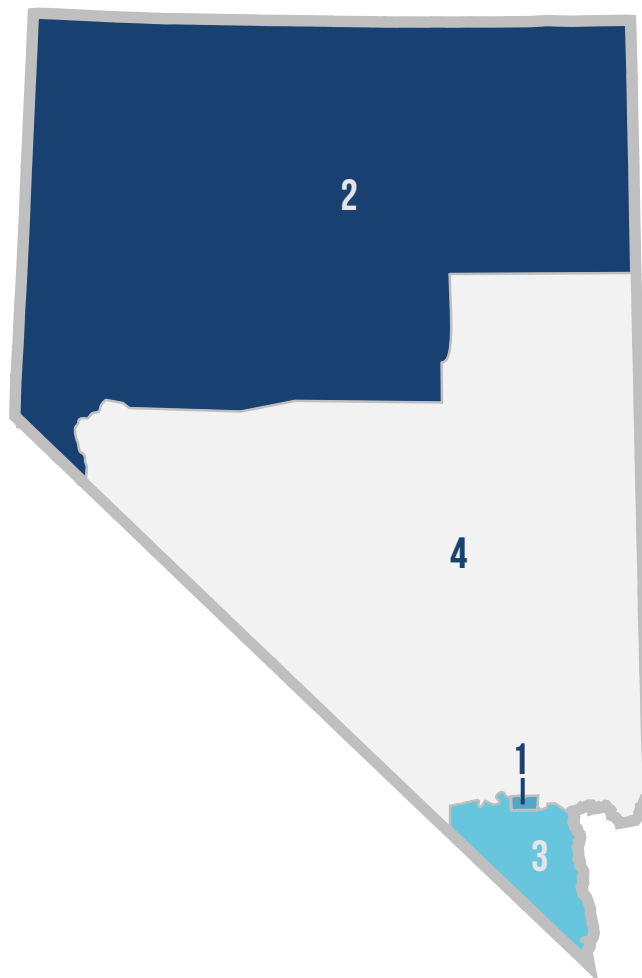
**Annual Economic
Labor Impact of
Home Health**

\$408,470,861

**Number of
Partnership
Locations**

8

PARTNERSHIP HOME HEALTH AGENCIES PER CONGRESSIONAL DISTRICT



DISTRICT 1
2 LOCATIONS

DISTRICT 2
5 LOCATIONS

DISTRICT 3
1 LOCATION

NEW YORK

HOME HEALTH STATISTICS FOR NEW YORK

**Number of Medicare
Home Health
Beneficiaries**

163,206

**Number of
Home Health
Jobs**

264,546

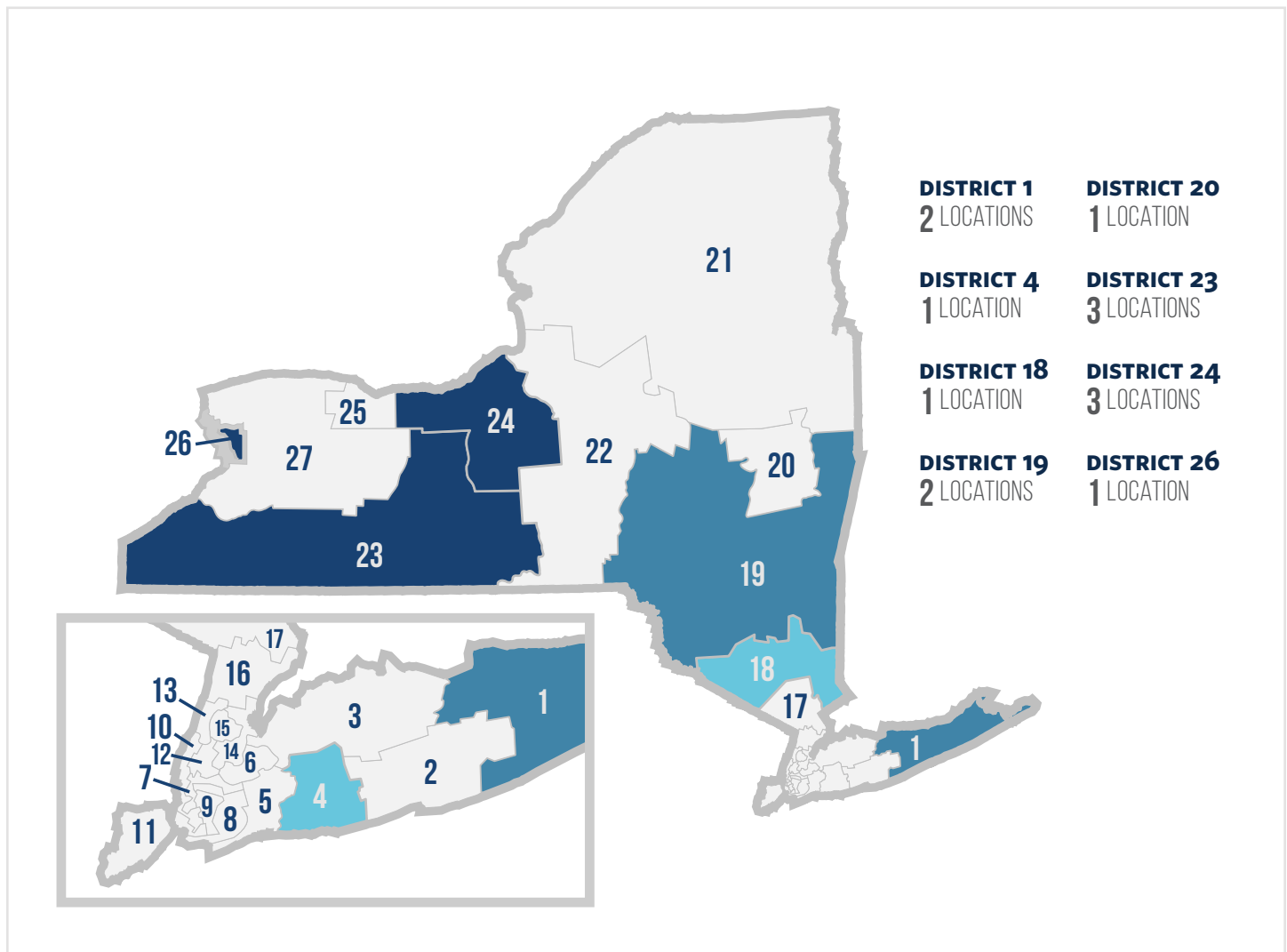
**Annual Economic
Labor Impact of
Home Health**

\$11,963,106,544

**Number of
Partnership
Locations**

14

PARTNERSHIP HOME HEALTH AGENCIES PER CONGRESSIONAL DISTRICT



OHIO

HOME HEALTH STATISTICS FOR OHIO

Partnership for
Quality Home
Healthcare
THERE'S NO PLACE LIKE HOME

**Number of Medicare
Home Health
Beneficiaries**

114,369

**Number of
Home Health
Jobs**

62,661

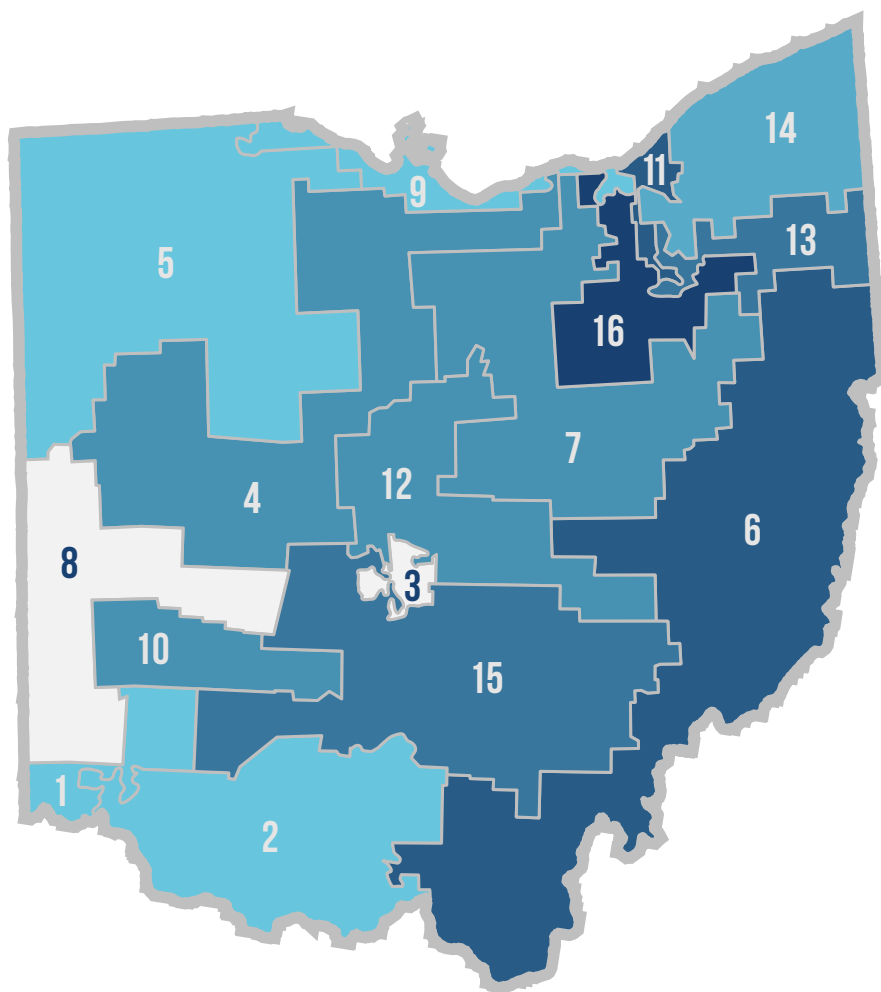
**Annual Economic
Labor Impact of
Home Health**

\$3,036,938,208

**Number of
Partnership
Locations**

42

PARTNERSHIP HOME HEALTH AGENCIES PER CONGRESSIONAL DISTRICT



DISTRICT 1
1 LOCATION

DISTRICT 2
1 LOCATIONS

DISTRICT 4
3 LOCATIONS

DISTRICT 5
1 LOCATIONS

DISTRICT 6
5 LOCATIONS

DISTRICT 7
3 LOCATIONS

DISTRICT 9
1 LOCATIONS

DISTRICT 10
3 LOCATIONS

DISTRICT 11
5 LOCATION

DISTRICT 12
3 LOCATIONS

DISTRICT 13
4 LOCATION

DISTRICT 14
2 LOCATIONS

DISTRICT 15
4 LOCATIONS

DISTRICT 16
6 LOCATION

OKLAHOMA

HOME HEALTH STATISTICS FOR OKLAHOMA

Partnership for
Quality Home
Healthcare
THERE'S NO PLACE LIKE HOME

**Number of Medicare
Home Health
Beneficiaries**

67,148

**Number of
Home Health
Jobs**

12,690

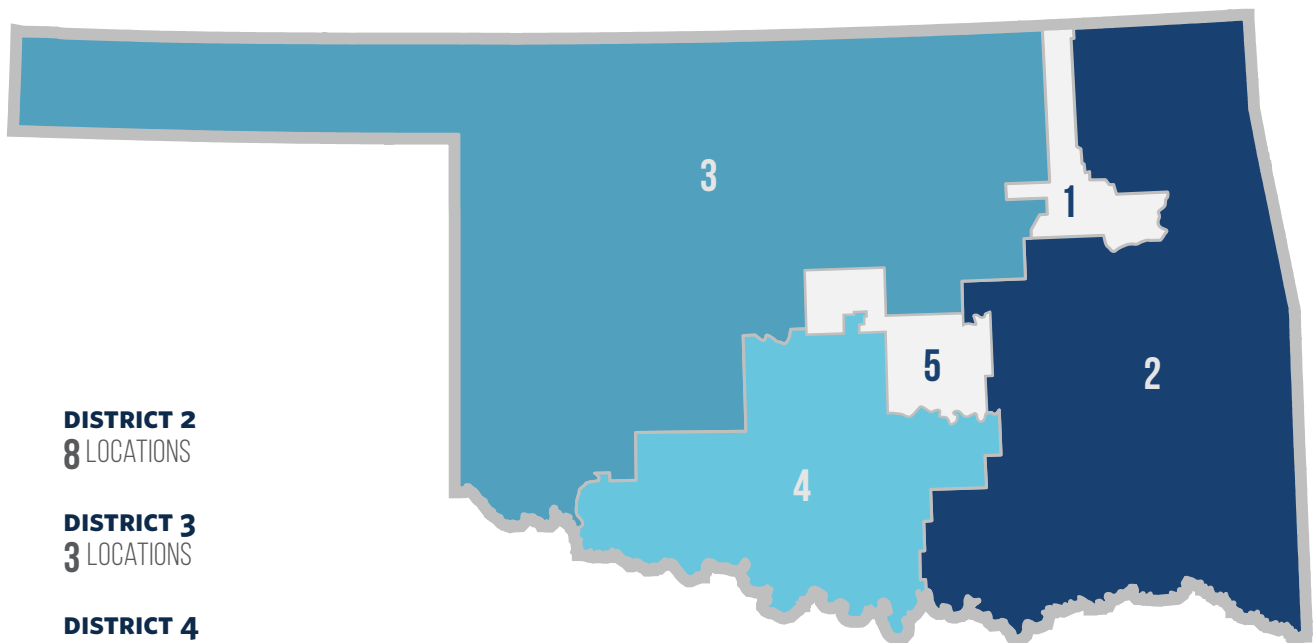
**Annual Economic
Labor Impact of
Home Health**

\$628,498,371

**Number of
Partnership
Locations**

12

PARTNERSHIP HOME HEALTH AGENCIES PER CONGRESSIONAL DISTRICT



DISTRICT 2
8 LOCATIONS

DISTRICT 3
3 LOCATIONS

DISTRICT 4
1 LOCATION

OREGON

HOME HEALTH STATISTICS FOR OREGON

**Number of Medicare
Home Health
Beneficiaries**

24,606

**Number of
Home Health
Jobs**

6,164

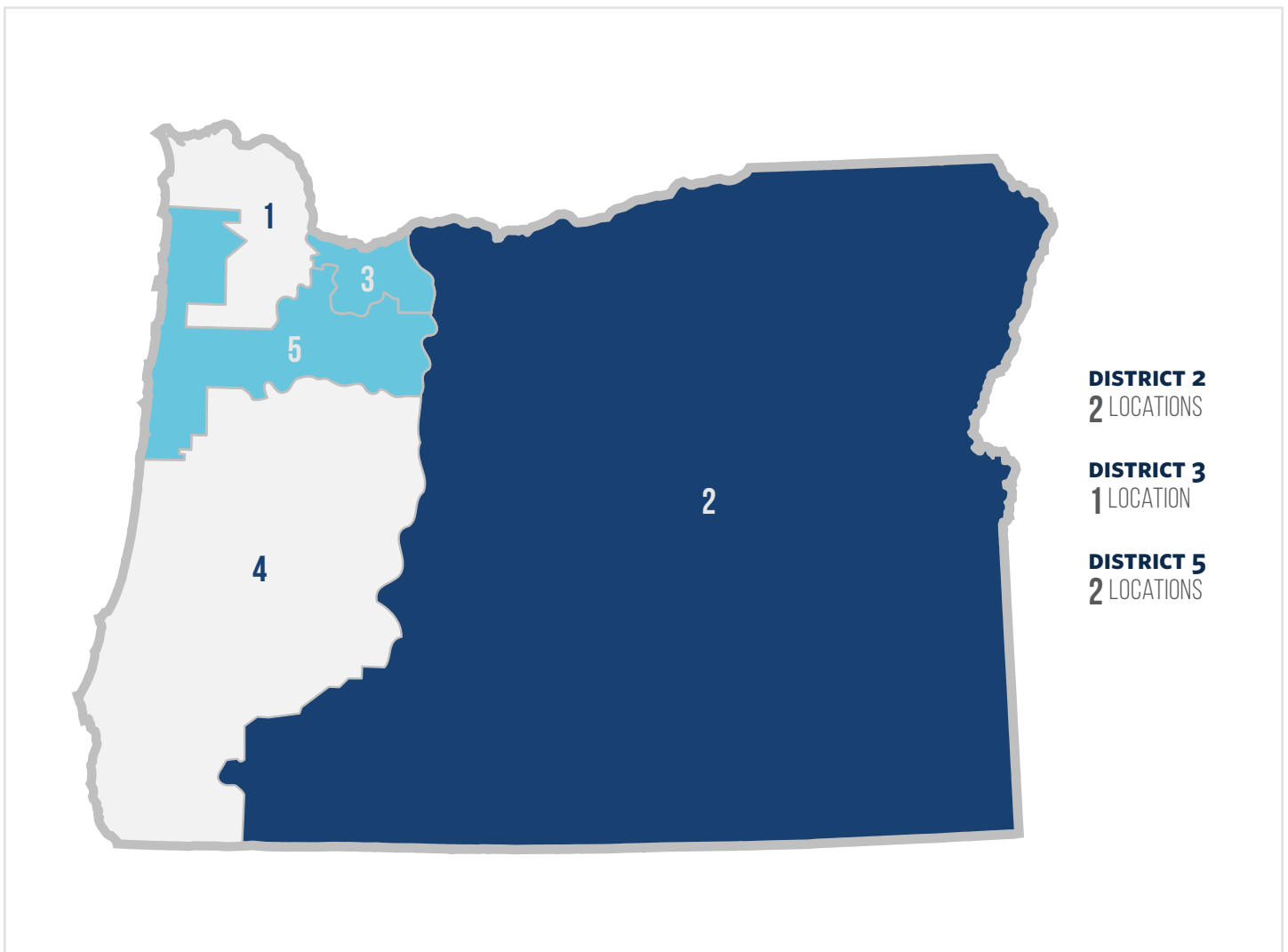
**Annual Economic
Labor Impact of
Home Health**

\$366,847,742

**Number of
Partnership
Locations**

5

PARTNERSHIP HOME HEALTH AGENCIES PER CONGRESSIONAL DISTRICT



PENNSYLVANIA

HOME HEALTH STATISTICS FOR PENNSYLVANIA

Partnership for
Quality Home
Healthcare
THERE'S NO PLACE LIKE HOME

**Number of Medicare
Home Health
Beneficiaries**

135,037

**Number of
Home Health
Jobs**

67,814

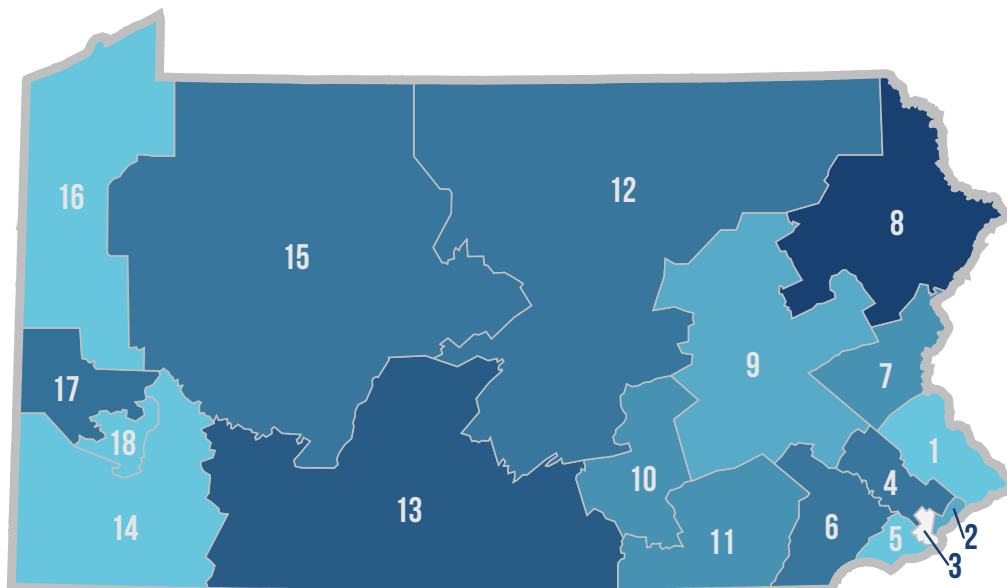
**Annual Economic
Labor Impact of
Home Health**

\$4,358,399,161

**Number of
Partnership
Locations**

44

PARTNERSHIP HOME HEALTH AGENCIES PER CONGRESSIONAL DISTRICT



DISTRICT 1
1 LOCATION

DISTRICT 5
1 LOCATION

DISTRICT 8
6 LOCATIONS

DISTRICT 11
3 LOCATIONS

DISTRICT 14
1 LOCATION

DISTRICT 2
2 LOCATIONS

DISTRICT 6
4 LOCATIONS

DISTRICT 9
2 LOCATIONS

DISTRICT 12
4 LOCATIONS

DISTRICT 15
4 LOCATIONS

DISTRICT 4
4 LOCATIONS

DISTRICT 7
3 LOCATIONS

DISTRICT 10
3 LOCATIONS

DISTRICT 13
5 LOCATIONS

DISTRICT 16
1 LOCATION

RHODE ISLAND

HOME HEALTH STATISTICS FOR RHODE ISLAND

Partnership for
Quality Home
Healthcare
THERE'S NO PLACE LIKE HOME

**Number of Medicare
Home Health
Beneficiaries**

11,688

**Number of
Home Health
Jobs**

4,881

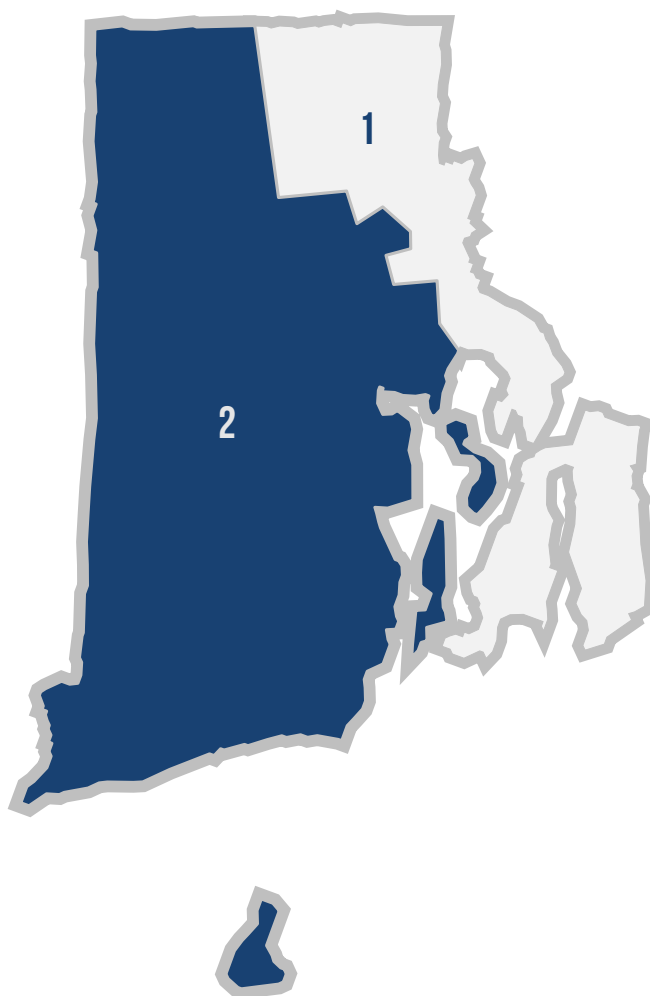
**Annual Economic
Labor Impact of
Home Health**

\$266,335,989

**Number of
Partnership
Locations**

2

PARTNERSHIP HOME HEALTH AGENCIES PER CONGRESSIONAL DISTRICT



DISTRICT 2
2 LOCATIONS

SOUTH CAROLINA

HOME HEALTH STATISTICS FOR SOUTH CAROLINA

Partnership for
Quality Home
Healthcare
THERE'S NO PLACE LIKE HOME

**Number of Medicare
Home Health
Beneficiaries**

65,050

**Number of
Home Health
Jobs**

17,283

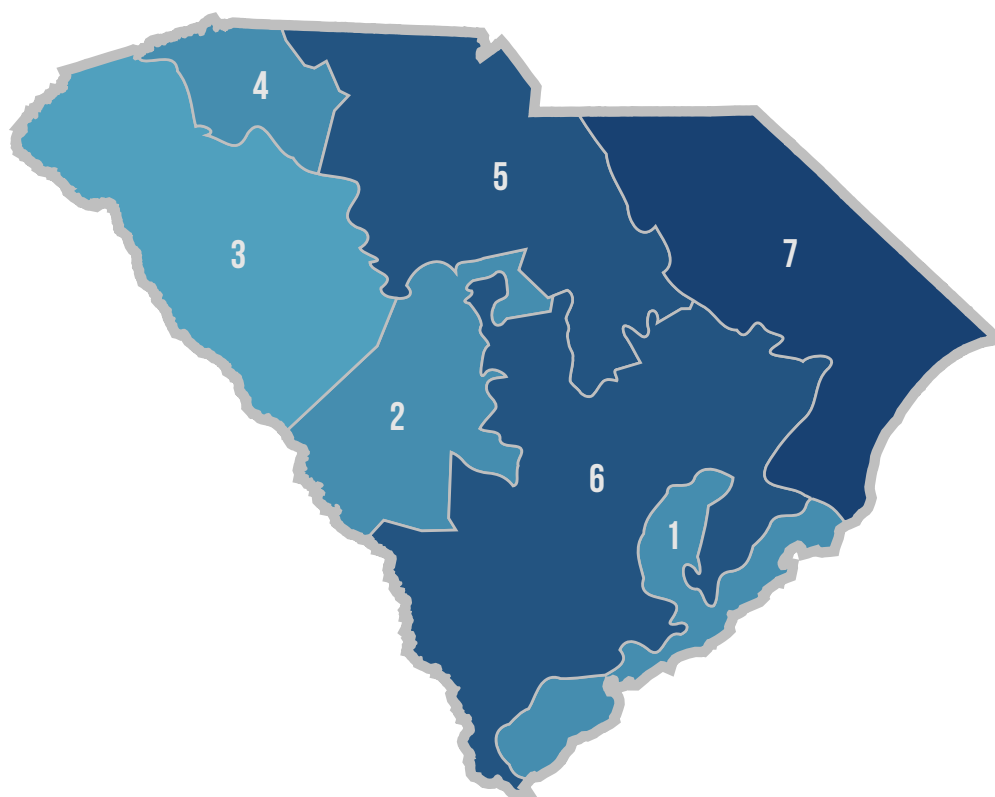
**Annual Economic
Labor Impact of
Home Health**

\$860,062,798

**Number of
Partnership
Locations**

37

PARTNERSHIP HOME HEALTH AGENCIES PER CONGRESSIONAL DISTRICT



SOURCE: Alliance for Home Health Quality & Innovation Home Health Chartbook 2020: Avalere Health, September 2020

WWW.PQHH.ORG

TENNESSEE

HOME HEALTH STATISTICS FOR TENNESSEE

**Number of Medicare
Home Health
Beneficiaries**

68,952

**Number of
Home Health
Jobs**

21,413

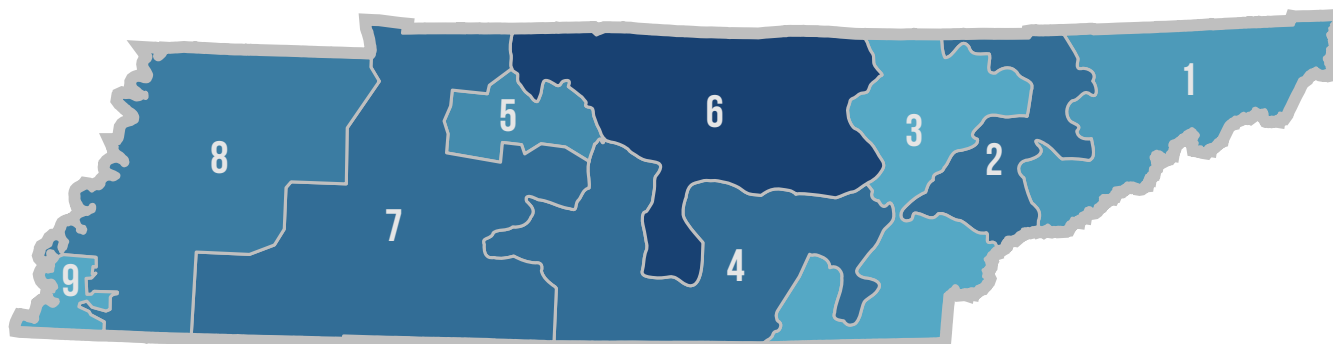
**Annual Economic
Labor Impact of
Home Health**

\$1,499,286,498

**Number of
Partnership
Locations**

52

PARTNERSHIP HOME HEALTH AGENCIES PER CONGRESSIONAL DISTRICT



DISTRICT 1
4 LOCATIONS

DISTRICT 3
3 LOCATIONS

DISTRICT 5
5 LOCATIONS

DISTRICT 7
7 LOCATIONS

DISTRICT 9
3 LOCATIONS

DISTRICT 2
7 LOCATIONS

DISTRICT 4
7 LOCATIONS

DISTRICT 6
10 LOCATIONS

DISTRICT 8
6 LOCATIONS

TEXAS

HOME HEALTH STATISTICS FOR TEXAS

**Number of Medicare
Home Health
Beneficiaries**

270,031

**Number of
Home Health
Jobs**

265,445

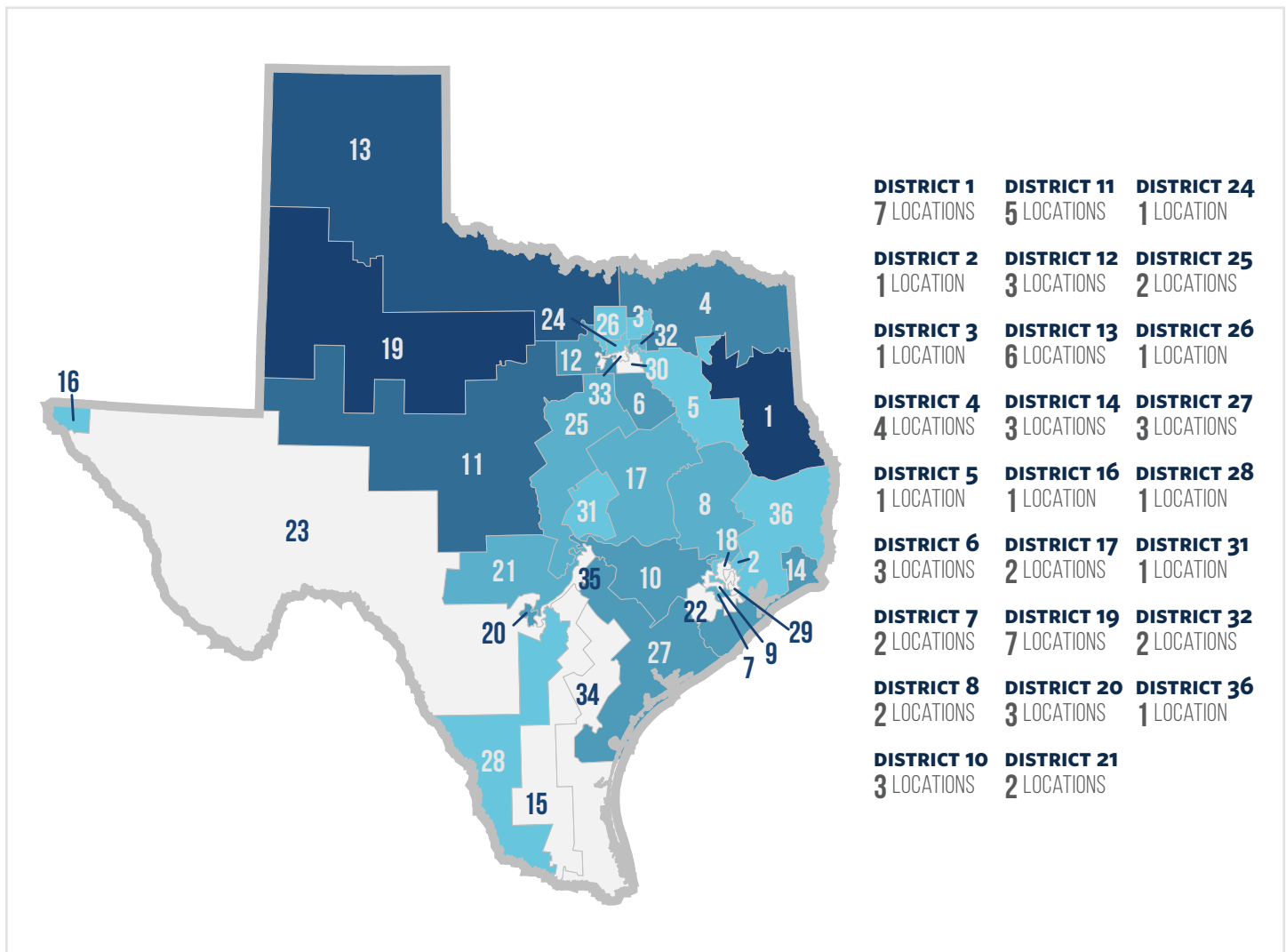
**Annual Economic
Labor Impact of
Home Health**

\$9,997,103,235

**Number of
Partnership
Locations**

68

PARTNERSHIP HOME HEALTH AGENCIES PER CONGRESSIONAL DISTRICT



UTAH

HOME HEALTH STATISTICS FOR UTAH

**Number of Medicare
Home Health
Beneficiaries**

23,487

**Number of
Home Health
Jobs**

8,410

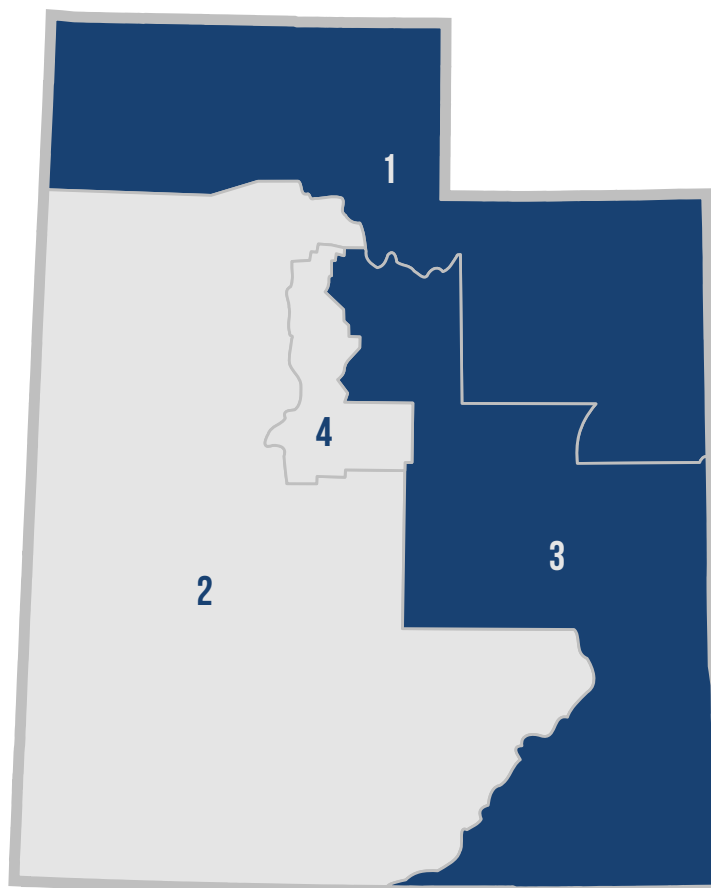
**Annual Economic
Labor Impact of
Home Health**

\$502,386,122

**Number of
Partnership
Locations**

2

PARTNERSHIP HOME HEALTH AGENCIES PER CONGRESSIONAL DISTRICT



DISTRICT 1
1 LOCATION

DISTRICT 3
1 LOCATION

VIRGINIA

HOME HEALTH STATISTICS FOR VIRGINIA

**Number of Medicare
Home Health
Beneficiaries**

101,789

**Number of
Home Health
Jobs**

33,608

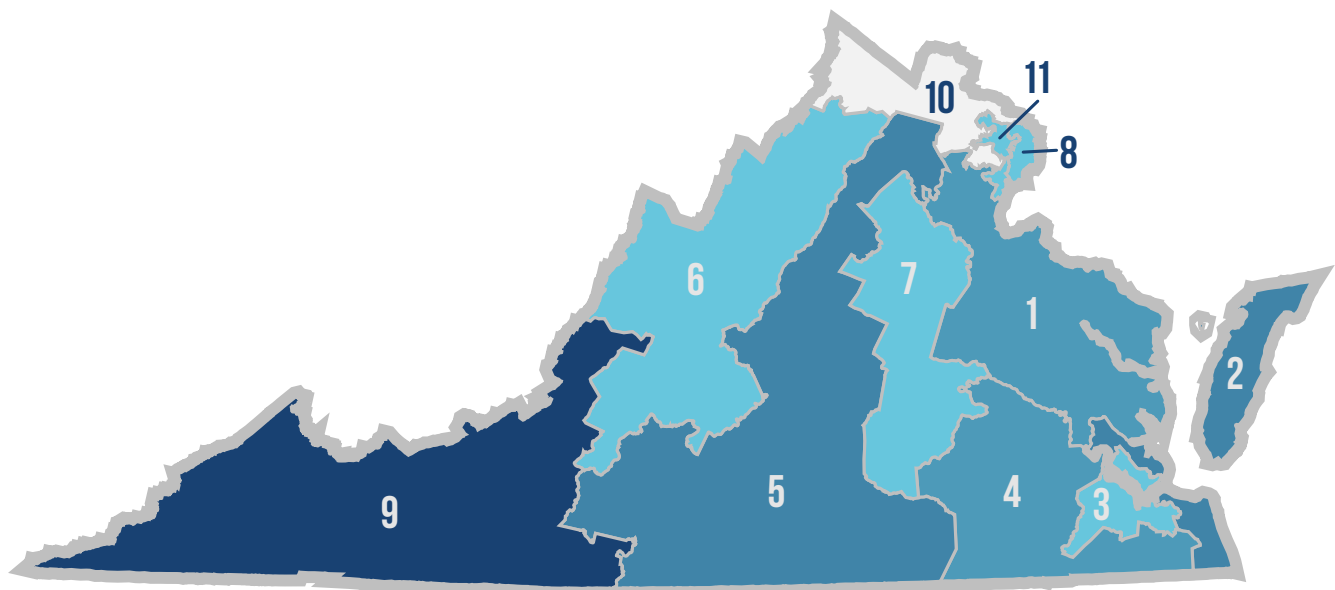
**Annual Economic
Labor Impact of
Home Health**

\$1,564,613,127

**Number of
Partnership
Locations**

26

PARTNERSHIP HOME HEALTH AGENCIES PER CONGRESSIONAL DISTRICT



DISTRICT 1
3 LOCATIONS

DISTRICT 3
1 LOCATION

DISTRICT 5
4 LOCATIONS

DISTRICT 7
1 LOCATION

DISTRICT 9
7 LOCATIONS

DISTRICT 2
4 LOCATIONS

DISTRICT 4
3 LOCATIONS

DISTRICT 6
1 LOCATION

DISTRICT 8
1 LOCATION

DISTRICT 11
1 LOCATION

VERMONT

HOME HEALTH STATISTICS FOR VERMONT

Partnership for
Quality Home
Healthcare
THERE'S NO PLACE LIKE HOME

**Number of Medicare
Home Health
Beneficiaries**

11,452

**Number of
Home Health
Jobs**

2,424

**Annual Economic
Labor Impact of
Home Health**

\$136,762,679

**Number of
Partnership
Locations**

6

PARTNERSHIP HOME HEALTH AGENCIES PER CONGRESSIONAL DISTRICT



6
LOCATIONS

WASHINGTON

HOME HEALTH STATISTICS FOR WASHINGTON

**Number of Medicare
Home Health
Beneficiaries**

47,481

**Number of
Home Health
Jobs**

11,787

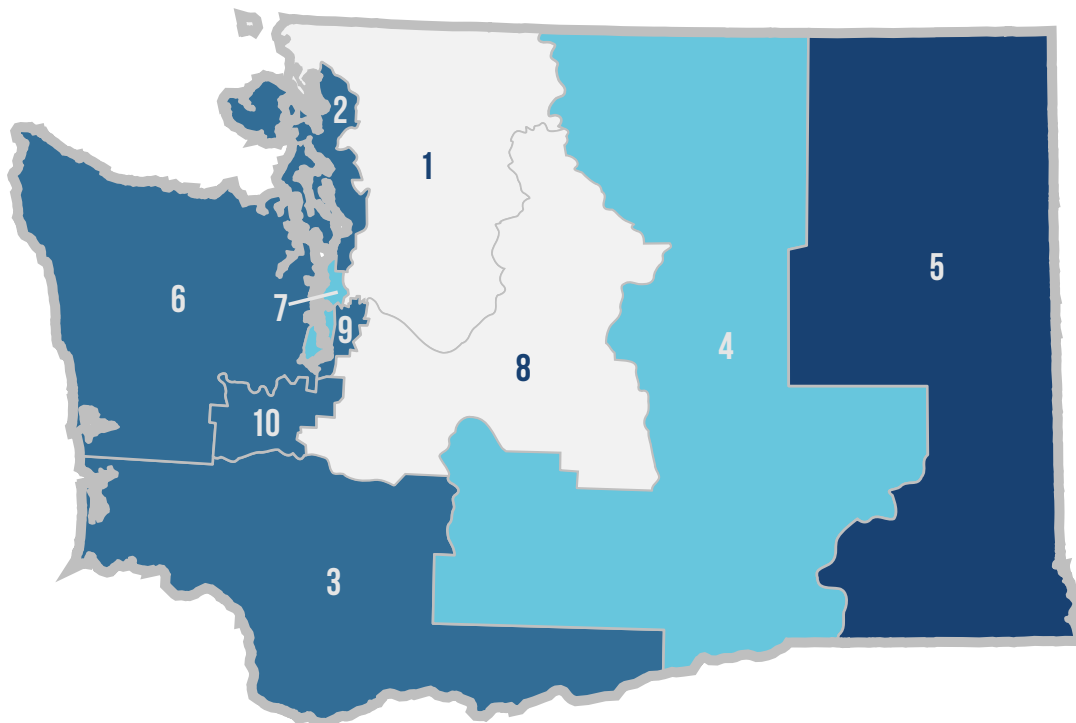
**Annual Economic
Labor Impact of
Home Health**

\$764,768,544

**Number of
Partnership
Locations**

21

PARTNERSHIP HOME HEALTH AGENCIES PER CONGRESSIONAL DISTRICT



DISTRICT 2
3 LOCATIONS

DISTRICT 4
1 LOCATION

DISTRICT 6
3 LOCATIONS

DISTRICT 9
3 LOCATIONS

DISTRICT 3
3 LOCATIONS

DISTRICT 5
4 LOCATIONS

DISTRICT 7
1 LOCATION

DISTRICT 10
3 LOCATIONS

WISCONSIN

HOME HEALTH STATISTICS FOR WEST WISCONSIN

Partnership for
Quality Home
Healthcare
THERE'S NO PLACE LIKE HOME

**Number of Medicare
Home Health
Beneficiaries**

37,545

**Number of
Home Health
Jobs**

13,300

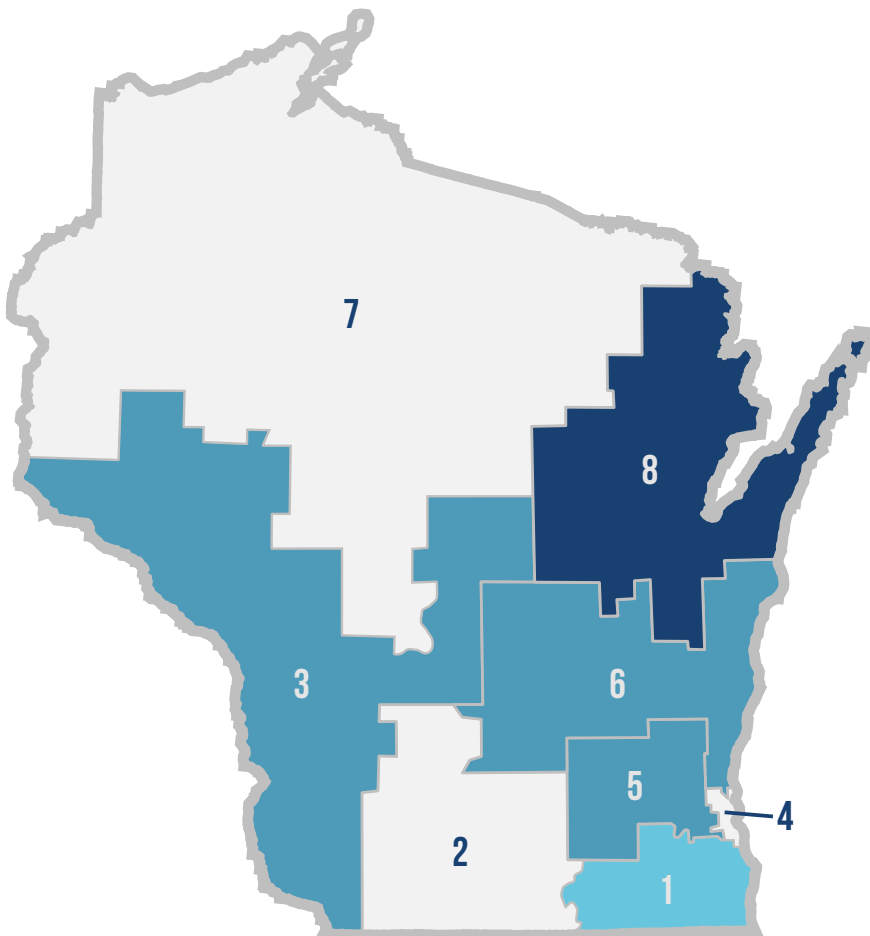
**Annual Economic
Labor Impact of
Home Health**

\$723,610,672

**Number of
Partnership
Locations**

11

PARTNERSHIP HOME HEALTH AGENCIES PER CONGRESSIONAL DISTRICT



DISTRICT 1
1 LOCATION

DISTRICT 3
2 LOCATIONS

DISTRICT 5
2 LOCATIONS

DISTRICT 6
2 LOCATIONS

DISTRICT 8
4 LOCATIONS

WEST VIRGINIA

HOME HEALTH STATISTICS FOR WEST VIRGINIA

Partnership for
Quality Home
Healthcare
THERE'S NO PLACE LIKE HOME

**Number of Medicare
Home Health
Beneficiaries**

24,773

**Number of
Home Health
Jobs**

6,844

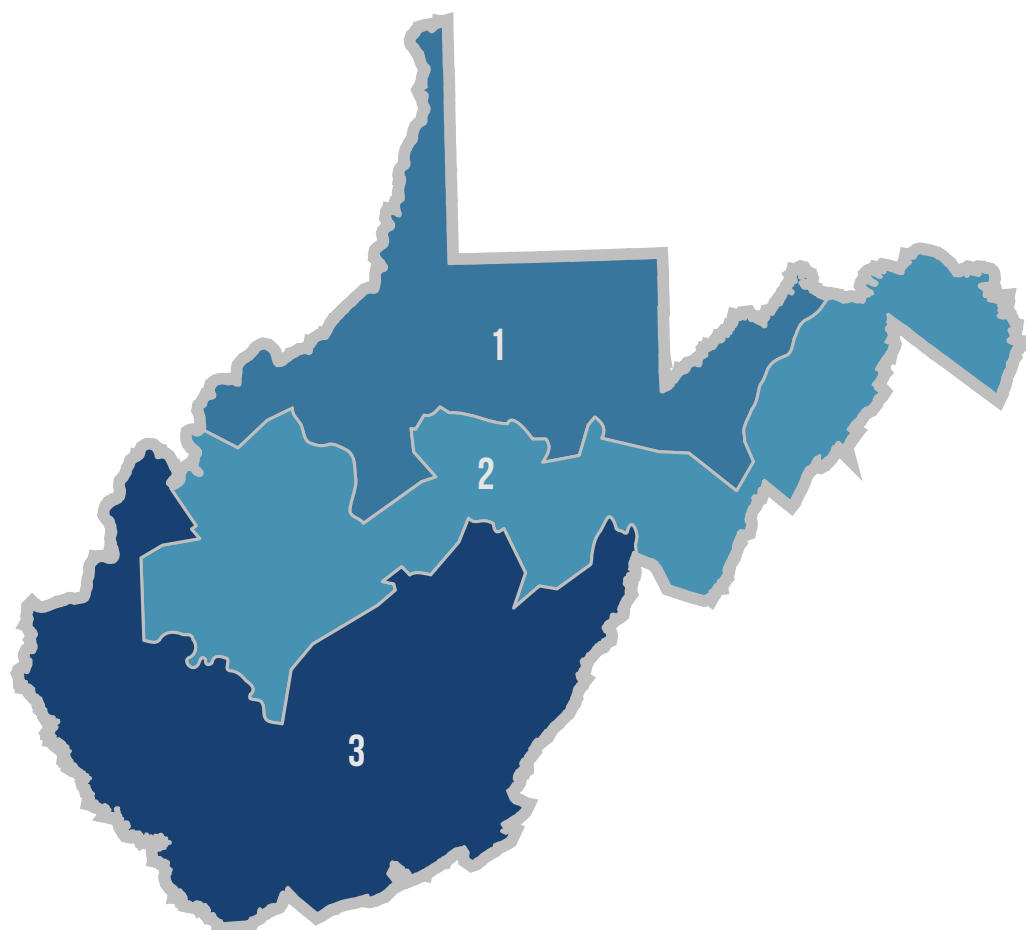
**Annual Economic
Labor Impact of
Home Health**

\$325,288,928

**Number of
Partnership
Locations**

23

PARTNERSHIP HOME HEALTH AGENCIES PER CONGRESSIONAL DISTRICT



DISTRICT 1
7 LOCATIONS

DISTRICT 2
5 LOCATIONS

DISTRICT 3
11 LOCATIONS